

NAVSEA
STANDARD ITEM

FY-23 CH-2

ITEM NO: 009-32
DATE: **05 MAY 2022**
CATEGORY: II

1. SCOPE:

1.1 Title: Cleaning and Painting Requirements; accomplish

2. REFERENCES:

2.1 Standard Items

2.2 S9086-VD-STM-010/CH-631, Preservation of Ships in Service - General

2.3 29 CFR 1915, Occupational Safety and Health Standards for Shipyard Employment, Subparts C and Z

2.4 S9510-AB-ATM-010/(U), Nuclear Powered Submarine Atmosphere Control Manual

2.5 Systems and Specifications, SSPC Painting Manual, Volume 2

2.6 MS6310-081-015, Submarine Preservation

2.7 S6360-AG-MAN-010, Camouflage Manual, Surface Ship Concealment

2.8 ASTM D4417, Standard Test Methods for Field Measurement of Surface Profile of Blast Cleaned Steel

2.9 NACE International Standards

2.10 ISO 8502-3, Assessment of Dust on Steel Surfaces Prepared for Painting (Pressure Sensitive Tape Method)

2.11 S9086-CN-STM-020/CH-079, Damage Control - Practical Damage Control

2.12 S9086-RK-STM-010/CH-505, Piping Systems

3. REQUIREMENTS:

3.1 General Preservation Requirements:

3.1.1 Consider marine coatings, decking systems, and abrasive blasting media to contain heavy metals (e.g., beryllium, cadmium, chromium, or lead), hexavalent chromium, crystalline silica and/or other toxic or hazardous substances.

3.1.2 Accomplish safety precautions as specified in 2.2, 2.3, and the Work Item or task order during surface preparation and the application or removal of marine coatings.

3.1.2.1 Excluding underwater hull coatings that will contain heavy metals, plan for the removal of marine coatings that contains heavy metals up to the specified amount:

Marine Coating Removal Per Ship Class

Ship Class	Square Foot of Removal
Aircraft Carriers (CVN)	200
Amphibious Assault Ships (LHD, LHA)	150
Amphibious Command Ships (LCC)	150
Guided Missile Cruisers (CG)	150
Amphibious Transport Docks (LPD)	100
Amphibious Dock Landing Ships (LSD)	100
Guided Missile Destroyers (DDG)	100
Submarines (SSGN, SSBN, SSN)	50
Littoral Combat Ships (LCS)	50
Mine Counter Measures Ships (MCM)	50
Coastal Patrol Ships (PC)	50
Repair and Berthing Barge (YRB, YRBM)	50

3.1.2.2 If the total costs are less than the cost to remove the authorized square footage, remaining funds will be subject to recoupment. The contractor is not authorized to exceed these limits.

3.1.2.3 For deck coverings installed onboard submarines, NAVSEA-approved deck covering systems must comply with the requirements of 2.4.

3.1.3 Blast Media:

3.1.3.1 Maintain a current copy of material certification of abrasive blast media conforming to MIL-A-22262, A-A-1722, A-A-59316, SSPC-AB 3, or SSPC-AB 4 for reference by the SUPERVISOR. Copy must be available prior to blasting. MIL-A-22262 abrasives must be listed on the Qualified Products List (QPL), or the repair activity must have written notification from NAVSEA indicating pending listing on the QPL. Submit one legible copy, in hard copy or approved transferrable media, to the SUPERVISOR upon request. For A-A-1722, A-A-59316, SSPC-AB 3, or SSPC-AB 4 abrasives, a complete data package demonstrating compliance with the requirements must be provided by the supplier to the procuring activity. Exceptions are listed in 3.1.3.2 and 3.1.3.3.

3.1.3.2 Recyclable Encapsulated Abrasive Media material conforming to SSPC-AB 4 may be used as an alternative to obtain NACE 2/SSPC-SP 10 or SSPC-SP 11 cleanliness.

3.1.3.3 Recyclable ferrous metallic abrasive materials conforming to SSPC-AB 3 of 2.5 may be used as an abrasive blast media for steel substrates. Cleanliness of recyclable ferrous metallic abrasive materials must be measured and maintained in accordance with the requirements of SSPC-AB 2 of 2.5.

3.1.3.4 For requirements specified in 3.1.3.3, maintain a current copy of the results of the quality control requirements of Paragraph 6 of SSPC-AB 2 and quality assurance test required by Paragraph 5 of SSPC-AB 3 of 2.5 for reference by the SUPERVISOR.

Submit one legible copy, in hard copy or approved transferrable media, to the SUPERVISOR upon request.

3.1.3.5 Steel media, defined as steel shot, steel grit, stainless steel media, and SSPC-AB 4 media containing steel abrasive MUST NOT be used for surface preparation on LHA, LHD, LPD, LSD and ESB Class ship flight deck, hangar, vertical replenishment deck, elevators, catwalk, and superstructure above the flight deck. Steel media may be used on tanks and voids below the flight, hangar, and vehicle storage decks and associated ramps with containment that prevents release of the steel media onto the flight deck, hangar, vertical replenishment deck, elevators, catwalk, and superstructure above the flight deck. SSPC-AB 4 media that does not contain steel abrasive or MIL-A-22262 abrasive may be used on flight decks and other areas of LHA, LHD, LPD, and LSD Class ships. The following checkpoints apply ONLY when steel media is being used on an LHA, LHD, LPD, or LSD Class ship on tanks and voids below the flight, hangar, and vehicle storage decks and associated ramps.

(V)(G)"STEEL MEDIA BLASTING PROCESS AND MEDIA CONTAINMENT INSPECTION"

3.1.3.6 Steel media may be used on tanks and voids below the flight, hangar, and vehicle storage decks and associated ramps with containment that prevents release of the steel media onto the flight deck, hangar, vertical replenishment deck, elevators, catwalk, and superstructure above the flight deck.

3.1.3.7 Accomplish a start of blasting media containment inspection to ensure blast media is contained within the confines of the work area. Any media detected outside of the containment must be reported to the SUPERVISOR.

(V)(G)"FINAL BLASTING MEDIA VISUAL INSPECTION"

3.1.3.8 Accomplish a visual inspection to ensure all media, wastes from steel media blasting, and steel media blasting equipment is completely removed from the ship. Any media detected outside of the containment or left on the ship must be reported to the SUPERVISOR.

3.1.3.9 Recycled abrasive blast media conforming to MIL-A-22262, A-A-1722, or SSPC AB-1 can be used for abrasive blasting processes as specified in the invoking Work Item or Task Order. Sampling and testing of the recycled abrasive must meet the requirements for cleanliness (oil and conductivity) contained in SSPC AB-1 (paragraph 4.1.14 Water Soluble Contaminants, and 4.1.6 Oil Content) once per day. Recycling of non-metallic grit must be accomplished using equipment meeting CID A-A-60016.

3.1.4 Abrasive blast steel plates *and* shapes, and ferrous piping to NACE 2/SSPC-SP 10 of 2.5 and 2.9 *and aluminum plates and shapes to SSPC-SP 17 of 2.5. Establish* a surface profile that meets the requirements of 3.10.5, and coat, prior to shipboard installations except in the areas where weld joints remain to be accomplished, or unless specified otherwise in the invoking Work Item or task order. Material for fuel oil storage, fuel oil service, and diesel service tanks must not be painted. If these materials are to be installed in potable water, reserve feedwater, or freshwater drain collection tanks, they must be blasted and coated at a maximum

50 percent relative humidity from surface preparation checkpoint acceptance until cure to recoat time of final touch-up of the topcoat; for materials to be installed in all other areas, they must be blasted and coated at a maximum 85 percent relative humidity; this requirement supersedes Notes (26) and (29A).

3.1.4.1 For tanks, when masking is removed from the open ends of piping, the piping may retain tightly-adherent paint or remain bare up to 6 inches above the open end. Loose or delaminating paint must be prepared to SSPC-SP 2.

3.1.4.2 For non-ferrous piping which penetrates bulkheads, extend paint one to 2 inches (onto the pipe) beyond the bulkhead penetration pipe-weld.

3.1.4.3 Non-ferrous piping and cable pans, which are to be preserved shipboard, must be prepared in accordance with SSPC-SP 2 or SSPC-SP 16 of 2.5. For painted non-ferrous piping and cable pans in tanks of nuclear powered ships, surface preparation must be in accordance with SSPC-SP 16 of 2.5. The SSPC-SP 16 cleaning of non-ferrous piping may be accomplished utilizing ferrous abrasive media. Non-ferrous piping one inch in diameter or less must not be prepared or painted; do not remove intact adherent coating from piping. Surface profile is not required.

3.1.4.4 Diffusers in reserve feedwater dump tanks must not be painted.

3.1.4.5 ***Existing ferrous piping in tanks and voids may be prepared in accordance with NACE 4/SSPC-SP 7 of 2.5 and 2.9.***

3.1.5 With the exception of potable water, reserve feedwater, freshwater drain collecting tanks, and nonskid system applications (MIL-PRF-24667) for steel substrates on surface ships, preconstruction primer may be retained and overcoated with applicable coating systems specified in Tables One through 5, if the preconstruction primer application process meets the following:

3.1.5.1 The preconstruction primer must be a zinc silicate material. Compatibility with the coating systems specified in Tables One through 5 must be confirmed by the coating manufacturer.

3.1.5.2 The preconstruction primer must be applied in a process which is certified to ISO 9001, SSPC-QP 1, or SSPC-QP 3. The surface must meet the requirements of NACE 2/SSPC-SP 10 of 2.5 and 2.9, and the process must be verified to meet the technical requirements of 3.10.2, 3.10.5, and 3.10.6 a minimum of once per shift.

3.1.5.3 The maximum relative humidity requirement of 3.10.1 must be 85 percent.

3.1.5.4 The secondary surface preparation, once the steel is installed shipboard, must be accomplished in accordance with 3.1.5.5 through 3.1.5.8.

3.1.5.5 Accomplish degreasing/cleaning prior to surface preparation to ensure that the surface is free of contaminants in accordance with SSPC-SP 1 of 2.5.

3.1.5.6 Brush-off blast clean the preconstruction primer-coated surface to NACE 4/SSPC-SP 7 of 2.5 and 2.9 to remove contaminants and loose paint. A thorough pressure wash of the area with fresh water at 3,000 to 5,000 pounds per square inch (PSI) may be substituted for the degreasing/cleaning to SSPC-SP 1 and the brush-off blast to NACE 4/SSPC-SP 7. For cumulative surface areas less than 10 percent of the total area, with no individual area

greater than 10 square feet, an SSPC-SP 3 cleaning followed by a fresh water wipe may be substituted for NACE 4/SSPC-SP 7.

3.1.5.7 For weld joints where the preconstruction primer was burned away, and for any other areas of visible rust where the preconstruction primer had been previously damaged, clean the affected areas to the level required by applicable Line in Tables One through 5.

3.1.5.8 Upon completion of secondary surface preparation, the surface must meet the requirements of SSPC-SP 1 of 2.5. A visual water break test (ASTM F-21 or F-22) on the surface may be used to validate SSPC-SP 1.

3.1.6 For touch-up, disturbed (terms are clarified in 3.6), and/or inaccessible areas, the minimum surface preparation must be that shown in Tables One through 8, except that an SSPC-SP 11 is acceptable for areas originally requiring a NACE 2/SSPC-SP 10 or NACE/SSPC-SP WJ-2. The decision that an area is inaccessible must be determined by inspection and agreed to by the SUPERVISOR prior to surface preparation. The degree of surface preparation required would be the maximum possible for that area, but could include retention of existing tightly adherent paint in inaccessible areas *as defined by the SUPERVISOR*.

3.1.7 Excluding potable water and reserve feedwater tanks in submarines and aircraft carriers, freshwater drain collecting tanks in aircraft carriers, and the reactor auxiliary room bilges in aircraft carriers, feathering is not required in tanks, voids, machinery spaces, or bilges. Feathering is required on the underwater hull and other areas as directed by the SUPERVISOR. Feathering is explained in more detail in 3.6.4.

3.1.8 Clean insulation and lagging prior to painting; ensure such areas are free of foreign matter and contaminants that would prevent adherence of paint.

3.1.9 Clean and dry all prepared and previously coated surfaces; ensure such surfaces are free of foreign matter that will affect adherence of coatings. Inclusions such as dust and debris in the coating film must be removed prior to the application of the next coat.

3.1.10 Record and restore existing painted labels, compartment designations, hull markings, interior photoluminescent tape/markings and other painted information which will be removed or covered during cleaning and coating operations, except for Visual Landing Aid (VLA) markings. VLA marking installation is addressed in 3.11.13.

3.1.11 Install masking material for protection of equipment and items not to be coated during preservation. Shipboard items not to be coated are listed in 2.2 and 2.6 and include bolted-crossbar aircraft securing fittings installed on aluminum flight decks. Remove masking material upon completion of final coating.

3.1.12 Clean shoe coverings must be worn when walking on prepared or coated surfaces. Shoe coverings must be selected that do not degrade and contaminate surfaces.

3.1.13 The requirements stated herein take precedence over all referenced documents if there is a conflict.

3.1.13.1 Unless otherwise specified herein, coatings listed on the QPL must be applied. All coatings are to be applied in accordance with the manufacturer's NAVSEA-reviewed ASTM F718 product data sheet. The requirements stated herein take precedence over the NAVSEA-reviewed ASTM F718 data sheets if there is a conflict. The NAVSEA-reviewed ASTM F718 data sheets must supersede any other manufacturer's ASTM

F718 data sheets for that product, even if it is newer (more recent) than the NAVSEA-reviewed ASTM F718 data sheets. Copies of the NAVSEA-reviewed ASTM F718 data sheets are available from the Naval Surface Treatment Center (NST Center) website: <http://www.nstcenter.biz>.

3.1.14 Store coating system components in a cool, dry place. Do not expose to freezing temperatures or direct sunlight. For all coatings, storage ambient temperature must be maintained between 50 and 90 degrees Fahrenheit, or within the manufacturer's recommended storage temperature range with written authorization from the SUPERVISOR. Low temperature nonskid systems (nonskid and primer) must be stored between 65 and 85 degrees Fahrenheit with the optimal storage temperature being between 70 and 80 degrees Fahrenheit.

3.1.14.1 Monitor the storage temperature over the 24-hour period prior to initiation of the application process and document the minimum and maximum temperatures. If recorded manually, temperature must be recorded once per shift (not to exceed 12 hours) during the 24-hour period. Manual readings are not necessary if monitoring equipment is used that tracks minimum and maximum temperature for the 24-hour period.

3.1.14.2 When approved by the SUPERVISOR, as an alternative to the storage monitoring requirement for coatings in 3.1.14.1, a maximum of 1 hour before application of products, measure individual components (after each is mixed, but before components are combined together) with a coating thermometer to confirm that each component of the system is within the required range.

3.1.14.3 When MIL-PRF-23236 Type VII coatings are applied using a plural component spray pump with recirculation and preheating, the 24-hour storage temperature requirement is waived.

3.1.15 All coating containers must be free of leaks and ill-fitting lids and manufacturer labels must be legible at time of application.

3.1.16 When applying paint, multiple coats must be of contrasting colors, unless specifically stated otherwise in Tables One through 8.

3.1.17 When using multiple component (such as 2-part) coating systems (e.g., epoxies and polyurethanes), use of "partial kits" is prohibited unless using verified proportioning equipment or other verified measuring equipment (gravimetric).

3.1.18 Use of partial kits is prohibited for nonskid.

3.1.19 For surface ships, for commercial underwater hull coating systems including anti-corrosive paints and antifouling paints, the manufacturer's primer must be used with its antifouling paint. No substitution is allowed. Successive coats of anti-corrosive paints must be of a contrasting color. Coats of antifouling paints must be of the colors stated in Tables One through 5.

3.1.19.1 For all ships, antifouling paint may be repaired, touched-up, and/or overcoated as defined in 4.3 with any other approved ablative antifouling system, and approved antifouling paints may be applied over any approved exterior anti-corrosive system. Antifouling paints must be Type I or II; this does not apply to foul release (Type III) coatings.

3.1.20 Apply the first coat of MIL-PRF-24647 antifouling paint when the last coat of epoxy paint is still tacky (as defined in 3.6.3) and in accordance with applicable NAVSEA-reviewed ASTM F718. If the maximum recoat time for the epoxy is exceeded, accomplish the

overcoat window requirements of 3.5, then apply a tack coat of epoxy paint one to 2 milli-inches (mils) wet film thickness (WFT) over previously painted surfaces. The epoxy tack coat must be allowed to cure until tacky, and then the first full coat of antifouling paint must be applied.

3.1.20.1 The requirement for the last coat of epoxy to be tacky prior to application of the first coat of antifouling is waived if the NAVSEA-reviewed ASTM F718 states the minimum and maximum overcoat interval between the last coat of epoxy and application of the first coat of antifouling.

3.1.21 Mix and apply all coatings in accordance with the product's NAVSEA-reviewed ASTM F718, except for invoked requirements for surface preparation and DFT as specified in Tables One through 8.

3.1.21.1 Coatings that are past their shelf life / expiration date must not be applied without written authorization from the SUPERVISOR.

3.1.22 The final coat of the underwater hull coating system on boats and small craft that are embarked on surface ships or otherwise deployed must be gray.

3.1.23 Utilize water-based latex fire retardant paints in preference to chlorinated alkyd-based fire retardant paints in areas where condensation, high humidity, and temperatures below 50 degrees Fahrenheit are not expected during application and cure. Such paints are available under MIL-PRF-24596.

3.1.24 Mix and apply the Navy Polyamide Epoxy MIL-DTL-24441 paints in accordance with the following, except the DFT must be as specified in Tables One through 8. The MIL-DTL-24441 paints' mixing ratio is one-to-one by volume. The components of the various formulas are not interchangeable. Blend each component thoroughly prior to mixing the components. After mixing equal volumes of the 2 components, the mixture must be thoroughly stirred. For Type III only, the stand-in times listed below must be observed. There is no induction time for Type IV.

3.1.24.1 Stand-in time (induction time) for MIL-DTL-24441 Type III is considered to be the time immediately following the mixing of components A and B, during which the critical reaction period of these components is initiated and is essential to the complete curing of the paint. During stand-in time, the mixture must be thoroughly stirred at least once every 20 minutes to avoid hot spots caused by localized overheating from the chemical reaction.

Surface Temperature at Worksite (Degrees Fahrenheit)	Stand-In Time in Hours
35 to 50	2 hours at 70 degrees Fahrenheit (paint temperature)
50 to 60	2 hours at worksite temperature
60 to 70	One hour to 1-1/2 hours at worksite temperature
70 to 90	1/2 to one hour at worksite temperature

3.1.25 For proper curing, the maximum application and cure temperature for MIL-DTL-24441 products must be 90 degrees Fahrenheit (ambient and surface temperature).

3.1.26 Powder coating application may be used if approved by the SUPERVISOR; otherwise use applicable Lines in Tables One through 8. Powder coatings may be overcoated

with liquid paints. Powder coated items require near white metal blast, NACE 2/SSPC-SP 10 surface preparation. Any use of a chemical pretreatment (e.g., phosphate conversion coatings) requires approval by NAVSEA. For areas listed in 3.7, quality assurance (QA) checkpoints are still required for items that are powder coated.

3.1.26.1 Powder coatings are not practical for use on large components or ship structure. Any large-scale applications to ship structure require approval by NAVSEA.

3.1.26.2 Powder coating is not authorized for use on components, covers, or any parts to be installed in potable, reserve feed water, or freshwater drain collecting tanks aboard nuclear powered ships.

3.1.26.3 For surface ships, SUPERVISOR approval must denote specific items or classes of items and applications.

3.1.26.4 For submarines, powder coating may be used if approved by the SUPERVISOR. Thermoplastic powder coatings (such as vinyls, nylons, polyethylenes, and polypropylenes) are not authorized for interior submarine applications and powder coatings are prohibited for use on those components and coating applications governed by reactor plant paint schedules. Application of thermoset powder coatings to approved components using the electrostatic spray method are to be accomplished in accordance with Uniform Industrial Process Instruction 0631-901, "Electrostatic Powder Coating" or equivalent as approved by the SUPERVISOR. Interior and exterior miscellaneous metal components to be powder coated must be non-reactor plant miscellaneous components.

3.1.26.5 Air flasks may be powder coated as approved by the SUPERVISOR.

3.1.27 For peel and stick nonskid (MIL-PRF-24667 Type XI, Composition PS), interior and exterior applications on surface ships must be in accordance with NAVSEA Standard Items (see Note 4.10). Exterior applications require material designated as coarse on NAVSEA-reviewed manufacturer's instructions.

3.1.27.1 For submarines, peel and stick nonskid are approved for limited interior application during Chief of Naval Operations availabilities in dry dock only.

3.1.27.2 Peel and stick nonskid must not be painted or color-topped for cosmetic purposes. MIL-PRF-24667 color topping is authorized as required for safety or VLA markings.

3.1.27.3 Peel and stick nonskids are mandatory for use on masts, antenna platforms, and yardarms receiving nonskid. Peel and stick nonskids are mandatory for use on all superstructure walking surfaces, ladders and platforms leading to the flight deck, missile platforms, and antenna platforms on LHA/LHD Class ships.

3.1.27.4 Do not install peel and stick nonskid on diamond plate.

3.1.27.5 *Peel and stick nonskid must not be used in areas frequently contaminated with hydrocarbons (e.g. hydraulic fluid, fuel, oil) as well as pallet jack, and fork truck traffic areas.*

3.1.28 Paints used on interior spaces of submarines are approved under the Submarine Atmosphere Control Program and listed on the Submarine Material Control List. For

interior use on submarines, only those MIL-PRF-23236 Type VII paints listed in Note (8A) may be used. For use in tanks, voids, and freefloods on submarines, only use paints listed in Table 8.

3.1.29 For submarines, inspections and repairs required by the SUPERVISOR must be accomplished before the prime coat is applied if using high solids paints. Upon completion of structural repairs, the affected areas must be abrasive blasted to NACE 2/SSPC-SP 10 prior to paint application unless otherwise specified.

3.1.30 Restrictions on repair activity personnel (which includes Contractors) working in propulsion plant spaces aboard nuclear powered ships must be in accordance with NAVSEAINST 4350.2 (Series) (Contract Work Onboard Nuclear-Powered Ships).

3.1.31 For nuclear powered ships, surfaces covered by a reactor plant paint schedule must use that schedule for all preservation and painting requirements for those surfaces.

3.1.32 For areas that require 100 percent preservation or structural repairs or modification, coating removal may be accomplished prior to starting the repairs without the requirements of 009-32 applying until full surface preparation can be accomplished in accordance with the applicable Table and Line.

(I) "CLEANING"

3.1.32.1 Accomplish the requirements of SSPC-SP 1 of 2.5 prior to coating removal. For areas prepared to NACE/SSPC-SP WJ-2 of 2.5 and 2.9 with ultra high pressure waterjetting (UHP WJ) equipment, the requirement of initial degreasing/cleaning is waived. A visual water break test (ASTM F-21 or F-22) on the surface may be used to validate SSPC-SP 1 and NACE/SSPC-SP WJ-2 of 2.5 and 2.9.

3.1.33 For tank, void, vent plenum bolting ring, and manhole cover gasket seating surfaces, accomplish the requirements of SSPC-SP 15 of 2.5. Then apply one coat of appropriate MIL-PRF-23236 primer or tank system coating at 6-8 mils, or 2 coats of appropriate MIL-DTL-24441 tank system coating at 2-4 mils/coat. ***Maintain relative humidity at a maximum of 85 percent. This requirement supersedes Notes (26) and (29A).***

3.1.34 Coatings must not be thinned.

3.2 Stripe Coat Requirements:

3.2.1 For all areas where stripe coating is required, as denoted in Tables One through 8, apply stripe coat in accordance with applicable NAVSEA-reviewed ASTM F718 data sheet to edges, weld seams, welds of attachments and appendages, cutouts, corners, butts, foot/handholds, ***pipe welds***, and other mounting hardware (non-flat surface). Stripe coat these areas after the previous coat has dried and inspections in accordance with 3.10.9 have been completed. The stripe coat must encompass all edges as well as at least a one inch border outside each edge and weld. As directed by the SUPERVISOR during final touch-up of all tank coatings including potable water, reserve feedwater, or freshwater drain collecting tank, stripe coat requirements are waived for individual areas not greater than 1/2 inch in diameter and cumulative areas less than one square foot for each tank work zone. For submarines, solvent-based paints must have the stripe coat applied by brush. Flow exposed welds that have undergone contouring for hydrodynamic considerations do not require stripe coating.

3.2.1.1 Each stripe coat must be of the specified paint system and must be a different color from both the paint over which it is being applied and the next coat in the

system (if a product only comes in 2 colors, the stripe coat must contrast with the color of the previous coat). Full coat inspection must be conducted prior to stripe coat application.

3.2.2 A stripe coat is no longer specified for MIL-PRF-23236 Type VII paints.

3.2.3 Excluding aluminum substrates, stripe coats are not required when applying coatings to non-ferrous metals or corrosion resistant steels. Stripe coat aluminum in accordance with Tables One through 8.

3.3 Cure time is dependent on temperature; products applied at lower temperature will need more time to cure. This includes low temperature coatings. Cure time of each coat must be in accordance with NAVSEA-reviewed ASTM F718 unless otherwise specified in the following requirements *or as specified in Note (6) for surface ships and Note (4A) for submarines*:

3.3.1 Drying time between coats of a specified paint for potable, reserve feedwater, and freshwater drain collecting tanks must be a minimum of 36 hours (for paint applied to more than 2 percent of the tank surface area) or 12 hours (for paint applied to 2 percent or less of the tank surface area) at a minimum temperature of 70 degrees Fahrenheit (substrate and ambient), using heated air if necessary to maintain temperature. Ventilation must be sufficient to ensure continuous flow of air through the tanks with at least one complete air change every 4 hours. For potable water tanks coated with MIL-PRF-23236 Type VII Class 9 *and Class 9/18* paints and reserve feedwater tanks on non-nuclear ships coated with MIL-PRF-23236 Type VII Class 11 and 11/18 paints, see Note (55) for surface ships and Note (39A) for submarines.

3.3.2 Following paint application, potable, reserve feedwater, and freshwater drain collecting tanks must be continuously ventilated with a minimum of one complete air change every 4 hours for at least 5 consecutive days prior to filling with water. During the ventilation period, maintain a minimum tank temperature of 70 degrees Fahrenheit (substrate and ambient). Verify and document daily that ventilation is properly installed and operating (document on QA Checklist Form Appendix 1). For potable water tanks coated with MIL-PRF-23236 Type VII Class 9 *and Class 9/18* paints and reserve feedwater tanks on non-nuclear ships coated with MIL-PRF-23236 Type VII Class 11 and 11/18 paints, see Note (55) for surface ships and Note (39A) for submarines.

3.3.2.1 For potable water tanks, once the final topcoat is fully cured (as defined in the product's NAVSEA-reviewed ASTM F-718 data sheet), inspect the surface for cleanliness. Verify that the surface meets the requirements of SP 1 by wiping all tank surfaces with potable water applied to clean, light-colored rags. When wiping, the surface must, when viewed without magnification, be free of all visible oil, grease, dust, dirt, and other foreign matter. Any surfaces producing visible contamination on a rag must be re-cleaned until both rag and surface are visually free of contamination. As an option to wiping the tank, the tank must be completely filled with potable water and drained at least twice to ensure tank cleanliness.

3.3.3 Prior to application of any MIL-PRF-24635 over an epoxy paint, the epoxy must be dry to the touch but not fully cured (as defined on the epoxy paint's NAVSEA-reviewed ASTM F-718 as cure to service) before overcoating. The epoxy must be overcoated with MIL-PRF-24635 within 7 days of the epoxy application. Dry to the touch is defined in ASTM D1640.

3.3.4 Prior to application of any water-based paint, such as MIL-PRF-24596, over an epoxy paint, allow the epoxy to dry for at least 16 hours.

3.4 Overcoating of MIL-DTL-24441 with MIL-DTL-24441:

3.4.1 If less than 7 days has elapsed since the application of the prior coat, the next coat may be applied after visual inspection to confirm the absence of grease, dirt, salts, or other surface contaminants. If surface contamination is suspected as a result of visual inspection or for other reasons, the entire surface must be cleaned in accordance with SSPC-SP 1 of 2.5. The next coat of MIL-DTL-24441 must be applied after surfaces are completely dried.

3.4.2 If more than 7 days but less than 30 days has elapsed since the application of the prior coat, the entire surface must be cleaned in accordance with SSPC-SP 1 of 2.5. Ensure the surface has fully dried, and then apply a mist coat (one to 2 mils WFT) of the last coat applied or Formula 150. The mist coat must be allowed to cure (dry) for 4-8 hours; then apply the next full coat of the system. This condition can only be met one time during the painting system application. ***For areas less than or equal to 2 percent of the surface being prepared, the process in 3.4.3 may be used.***

3.4.3 If more than 30 days has elapsed since the application of the prior coat, the entire surface must be cleaned in accordance with SSPC-SP 1 of 2.5. After allowing the surface to dry, the surface must be lightly abraded to degloss the epoxy, using a brush-off abrasive blast (preferred), power sanding, or hand sanding using 80-120 grit, then apply the next full coat of the system.

3.5 Overcoating of Non-MIL-DTL-24441 Epoxy Paints:

3.5.1 Follow the manufacturer's NAVSEA-reviewed ASTM F718 instructions for the allowable overcoat window, but must not to exceed 30 days. The 30-day maximum may be extended beyond 30 days if specifically ***documented on the NAVSEA-Reviewed ASTM F718 and*** approved by NAVSEA. Where the base coat and topcoat are provided from different manufacturers, the term "manufacturer" refers to the manufacturer of the base coat. Application of a mist or tack coat must not restart the 30-day window.

3.5.1.1 If either the manufacturer's NAVSEA-reviewed ASTM F718 instructions or the 30-day window (or a specific extension approved by NAVSEA) has been exceeded, the paint must be reactivated by following the instructions of the manufacturer's NAVSEA-reviewed ASTM F718 for reactivating the surface, as approved by the SUPERVISOR.

3.6 Clarification of Terms:

3.6.1 Touch-up of in-service coatings (i.e., not newly-installed coatings) is defined differently within this Standard Item for surface ships and submarines.

3.6.1.1 Except for potable, reserve feedwater, or freshwater drain collecting tanks, touch-up is defined within this Standard Item for submarines as preservation operations on cumulative surface areas less than 10 percent of the total area being preserved, as approved by the SUPERVISOR. Included under touch-up operations are new and disturbed surfaces of less than 4 square feet. Except for potable, reserve feedwater, or freshwater drain collecting tanks, the documentation requirements of 3.7 and 3.8.1 are replaced with Appendix 9 or Naval Shipyard QA Checklist Form Appendix 6 for touch-up of in-service coatings (3.8.1.1 is still required), and the requirements of 3.10.2, 3.10.5, 3.10.6, 3.10.7, and 3.10.9 must be verified by the accomplishing activity as (I) inspections prior to coating applications.

3.6.1.2 For potable, reserve feedwater, or freshwater drain collecting tanks on nuclear powered surface ships, touch-up is defined within this Standard Item as preservation operations on cumulative surface areas less than one percent of the total area being

preserved, with no individual area greater than 10 square feet. Included under touch-up operations are new and disturbed surfaces of less than 10 square feet.

3.6.1.3 For surface ship areas, except for potable, reserve feedwater, freshwater drain collecting tanks on nuclear powered surface ships **and LHA/LHD flight deck nonskid**, touch-up is defined within this Standard Item as preservation operations on cumulative surface areas less than **or equal to** 10 percent of the total area (e.g., bilge, tank, space, etc.) being preserved, with no individual area greater than 10 square feet. Included under touch-up operations are new and disturbed surfaces of less than 10 square feet. The documentation requirements of 3.7 and 3.8 are waived for touch-up of in-service coatings, and the requirements of 3.10.2/3.11.3, 3.10.5/3.11.4, 3.10.6/3.11.5, 3.10.7/3.11.6, and 3.10.9/3.11.10 must be verified by the accomplishing activity as (I) inspections prior to coating applications.

3.6.1.4 Except for reserve feedwater and freshwater drain collecting tanks on nuclear powered ships and submarines, touch-up of in-service MIL-DTL-24441 and MIL-PRF-23236 paint systems may be performed interchangeably using any of these paints specified in the applicable lines of Tables One through 8. MIL-PRF-23236 coatings must not be installed in reserve feedwater and freshwater drain collecting tanks.

3.6.1.5 On surface ships and submarines, **excluding potable water, reserve feedwater, fresh water drain collecting tanks and flight deck nonskid**, for new and disturbed areas of individual areas 2 square feet or less totaling less than 0.03 percent of the total surface area, the requirements of Notes (26) and (29A) do not apply. The requirements to perform and document the following paragraphs are waived: 3.10.1/3.11.2, 3.10.2/3.11.3, 3.10.5/3.11.4, 3.10.6/3.11.5, 3.10.7/3.11.6, and 3.10.9/3.11.10; the documentation requirements of 3.7 and 3.8 are also waived. The requirement of 3.10.1.1 must be accomplished, but not documented. For paint application, apply paints in accordance with Tables One through 8 with the following exception: apply only one coat of primer on prepared substrate, followed by topcoat product applied to overlap intact paint by a minimum of one inch around primer.

3.6.1.6 For areas of touchup of 6 square inches or less total cumulative area within a tank, visual inspection only of the touchup area is authorized. All other QA requirements specified in 3.10 are not required.

3.6.2 Disturbed surfaces are defined as any surface that requires cleaning and/or coating due to existing coating finish being damaged in the accomplishment of work specified by the Work Item or task order.

3.6.2.1 Exterior surfaces of underwater hull closure plates/hull accesses and their associated welds will not be considered disturbed surfaces and must be cleaned, prepared, painted, and documented in accordance with the applicable area. For surface ships, deviations from the requirements may be authorized by the SUPERVISOR based on size, location, application, or severity of condition of the paint system being applied.

3.6.2.2 Interior surfaces of underwater hull closure plates/hull access-associated welds must have surface preparation in accordance with 3.1.6.

3.6.2.3 The word "new" in "new and disturbed surfaces" refers to all material installed on the ship by the repair activity regardless of source.

3.6.3 Tacky is defined as that curing (drying) timeframe when a fingertip pressed lightly, without twisting, against the paint film leaves no residue on the finger, until the time when the finger leaves only a slight impression on the surface of the paint film.

3.6.4 Accomplish feathering of adherent paint remaining after the required surface preparation by creating a smooth, 1 to 2 inch wide transition area between the prepared surface and the adherent paint using hand or power tool sanding or grinding.

3.6.5 Solvent wipe is defined as cleaning a surface by pouring solvent on a clean, light colored rag and subsequently wiping the surface.

3.6.6 Initiation of the application process is defined as the time when a coating is removed from storage for staging at the worksite, but is not the start date/time for applying the coating.

3.6.7 Creditable Cure Time (CCT) is defined as the accrued time for which data shows compliance with environmental requirements collected in accordance with 3.10.1. CCT is accrued based on established environmental data collection intervals (e.g., 4 hours, 12 hours, 24 hours) when consecutive environmental readings are shown to satisfy the requirements of 3.10.1. Regardless of elapsed overall time between consecutive acceptable environmental readings, CCT equivalent to a single data collection interval (e.g., 4 hours, 12 hours, 24 hours) is accrued.

3.7 The following ship structural surfaces are defined as critical coated areas:

<u>SURFACES</u>	<u>TYPE OF SUBSTRATE</u>
Underwater hull, including appendages and surfaces below the waterline up to and including the boottopping	All
Cofferdams	Steel and aluminum
Hangar, flight, vertical replenishment, and aircraft elevator platform decks	Steel and aluminum
Recovery, Assist, Securing and Traversing (RAST) track trough (including sumps)	Steel and aluminum
Well deck overheads and enclosed boat handling areas	Steel and aluminum
Surface ship bilge, <i>drain sump, and drain well</i>	Steel and aluminum
Interior surfaces of vent plenums, defined as combustion air intakes (gas turbine, diesel, and steam), including Collective Protection System (CPS) intake vent plenums and other vent system plenums with openings greater than 7 square feet	Steel and aluminum
Tanks and floodable voids (including sumps, covers, and bolting rings)	Steel and aluminum
Non-floodable voids (at waterline or below)	Steel and aluminum
Surface ship Vertical Launch System (VLS), MK-41	Steel and aluminum
DDG-51 Class top of stacks (i.e., 05 level weather decks and bulwarks)	Steel
Gas turbine exhaust uptake spaces and trunks	Steel
All recesses on submarines below the upper boottop	Steel
Interior surfaces of submarine sail (fairwater) and superstructure when SSPC-SP 10 is accomplished	Steel

<u>SURFACES</u>	<u>TYPE OF SUBSTRATE</u>
Aircraft Launch and Recovery Equipment (ALRE) System defined herein as catapult wing voids, catapult troughs, catapult exhaust blowdown trunks, barricade stanchions and wells, catapult jet blast deflector pits, and associated void spaces	Steel
Arresting gear sheave foundations	Steel
Valve Regulated Lead Acid (VRLA) Battery Compartment at conversion	Steel
<i>Submarine rescue vehicle seating surfaces</i>	<i>Steel</i>

3.7.1 Record and maintain in-process records in Coating QA Tool Kit (CQATK) paperless QA program (or NAVSEA-approved equivalent) or on QA Checklist Form Appendices as blasting, coating, inspections, and tests are being accomplished. CQATK program and installation setup are available upon request from the Global Distance Support Center (GDSC), <http://www.navy311.navy.mil>, 1-855-NAVY-311.

3.7.1.1 For surface ship nonskid work in multiple areas to be coated, a detailed sketch must be completed for each area or zone of installation to indicate the area of work.

3.7.1.2 QA documentation must include 3.7.1.3 through 3.7.1.11.

3.7.1.3 Ambient and substrate surface temperatures, relative humidity, and dew point during preservation process (QA Checklist Form Appendix 1);

3.7.1.4 Cleaning/degreasing prior to surface preparation inspection results (QA Checklist Form Appendix 2 or Naval Shipyard QA Checklist Form Appendix 6);

3.7.1.5 Surface profile readings and surface preparation method, including name of abrasive and QPL-22262 revision number from which the product was purchased (*as applicable*), or copy of NAVSEA product approval letter. (QA Checklist Form Appendix 3 or Naval Shipyard QA Checklist Form Appendix 3 or 3A);

3.7.1.6 Surface conductivity test results (QA Checklist Form Appendix 4);

3.7.1.7 Surface cleanliness test results for dust (QA Checklist Form Appendix 5);

3.7.1.8 Name of coating, manufacturer, batch number, and date of expiration (QA Checklist Form Appendix 6);

3.7.1.9 Elapsed time between coats (QA Checklist Form Appendix 6);

3.7.1.10 DFT measurements (QA Checklist Form Appendix 7) and/or WFT measurements (QA Checklist Form Appendix 7A or Naval Shipyard QA Checklist Form Appendix 7);

3.7.1.11 Minimum and maximum storage temperatures of the coating over the 24-hour period prior to use (QA Checklist Form Appendix 1).

3.7.2 If using QA Appendices, submit one legible copy, in hard copy or approved transferrable media, of recorded in-process information on QA Checklist Forms to the SUPERVISOR within 72 hours of completion of preservation of each separate location listed in the invoking Work Item or task order.

3.8 Determine the type of surface preparation required and coating system options that are available for use in accomplishing the work.

3.8.1 Accomplish receipt inspection for coatings applied on aircraft carriers and submarines to areas listed in 3.7 (excluding underwater hull and nonskid systems) upon receipt from the manufacturer. Accomplish testing of the following properties in accordance with the requirement of the applicable specification and the manufacturer's certificate of compliance or conformance test data form. Receipt inspect coating components for density, fineness of grind, viscosity, and condition in container. Receipt inspect mixed coating for dry hard time, sag resistance, and color of dry film. Receipt inspection testing is not required for those characteristics that have satisfactory test data provided on the manufacturer's certificate of compliance or conformance test data forms, or another shipyard's receipt inspection test data forms that meet the applicable coating specification requirements. Submit one legible copy, in hard copy or approved transferrable media to the SUPERVISOR upon request.

3.8.1.1 On all ships for coatings applied to areas listed in 3.7, maintain on file the original manufacturer's certificate of compliance and material conformance test data in accordance with Section 11 of 2.2. Submit one legible copy, in hard copy or approved transferrable media to the SUPERVISOR upon request.

3.8.1.2 For areas listed in 3.7, if requested by the SUPERVISOR, prepare and submit one legible copy, in hard copy or approved transferrable media, of Coatings Application Product Summary (CAPS) sheet (QA Checklist Form Appendix 8).

3.9 Maintain the following certifications for accomplishing preservation operations to areas as listed in 3.7. Information for these certifications can be found at ***www.ampp.org/certification***.

3.9.1 Coating inspectors must be certified in accordance with the NAVSEA Basic Paint Inspector (NBPI) course, NACE International Coating Inspector Program (CIP) Level 1 or higher, or SSPC Protective Coating Inspector Program (PCI) Level 2. Coating inspectors must also have a minimum of 2 years of marine coatings related work experience.

3.9.2 Organizations performing blasting operations (abrasive and waterjetting) or coating application must be certified in accordance with QP 1 of 2.5 (with the exception of the Coating Application Specialist (CAS) requirement) or NAVSEA-approved equivalent.

3.9.2.1 For components that are removed from the ship and preserved, ISO 9001 or QP 3 may be substituted for QP 1.

3.9.3 Spray painters must be certified in accordance with SSPC C-12, SSPC C-14, SSPC CAS Level 2, or NAVSEA-approved equivalent. For equivalent certifications, a copy of the NAVSEA approval letter must be maintained by the repair activity.

3.9.4 Plural Component Pump Tenders and Applicators must be certified in accordance with SSPC C-14 or NAVSEA-approved equivalent certifications. For equivalent certifications, a copy of the NAVSEA approval letter must be maintained by the repair activity.

3.9.5 Blasters must be certified in accordance with SSPC C-7, SSPC CAS Level 2, or NAVSEA-approved equivalent. For equivalent certifications, a copy of the NAVSEA approval letter must be maintained by the repair activity.

3.9.6 Blasters performing UHP WJ must be certified in accordance with SSPC C-13 or NAVSEA-approved equivalent. For equivalent certifications, a copy of the NAVSEA approval letter must be maintained by the repair activity.

3.10 For all coating systems except surface ship nonskid, accomplish preservation operations in accordance with the following. For surface ship nonskid system application, refer to 3.11.

3.10.1 For coatings, take ambient and substrate surface temperatures, relative humidity, and dew point from conditions on-site, in close proximity to the structure being coated, for all areas listed in Tables One through 8.

3.10.1.1 Unless otherwise stated within the Notes of Tables One through 8, and as noted in 3.10.1.2, 3.10.1.3, and 3.11.2.3, coatings must be applied only when the ambient temperature and the temperature of the prepared substrate are 50 degrees Fahrenheit or greater and a minimum of 5 degrees Fahrenheit above the dew point. The maximum relative humidity must be 85 percent. For areas listed in 3.7, readings must be documented on QA checklist Form Appendix 1.

3.10.1.2 In areas where MIL-PRF-23236 Type VII Class 15B products are specified, these products are exempt from dew point and relative humidity requirements.

3.10.1.3 The only products that may be applied below 50 degrees Fahrenheit are those specified in the Tables and Notes for use below 50 degrees Fahrenheit.

3.10.1.4 These environmental readings must be taken from the surface preparation acceptance checkpoint to 48 hours of creditable cure time after the application of *the final* coat. Creditable cure time is defined in 3.6.7. For areas preserved under 3.6.1.1/3.6.1.3, environmental readings must be taken at the surface preparation acceptance checkpoint to 24 hours after application of *the final* coat. If a final coat fully cures to immersion/service in less than 48 hours (24 hours for 3.6.1.1/3.6.1.3), as defined in its NAVSEA-reviewed ASTM F718, environmental readings for that final coat must be taken until the product's cure to immersion/service time is reached. For potable, reserve feedwater, and freshwater drain collecting tanks on submarines and aircraft carriers, during inspection of each coat, the (G) point inspection must validate that the environmental readings during application and curing of that coat comply with applicable environmental requirements. All components blasted and primed in accordance with 3.1.4 must have environmental readings taken until the cure to recoat time is reached.

3.10.1.5 For potable, reserve feedwater, and freshwater drain collecting tanks, environmental readings must be taken from the surface preparation acceptance checkpoint to 5 days of creditable cure time after application of the final coat, unless otherwise stated in Tables One through 8.

3.10.1.6 The preferred method of measurement is use of a data logger. If a data logger is used, it must collect data at a minimum of every one hour. A manual reading must be taken once every 24 hours and at every evolution involving (G)-points with a separate calibrated device independent of the data logger. For areas listed in 3.7, manual readings must be documented on QA Checklist Form Appendix 1. Maintain all data logger recorded data for the requirements of 3.10.1 with the QA appendices.

3.10.1.7 For areas where a data logger is not used, environmental readings must be manually taken every 4 hours and at every evolution involving (G)-points except as modified below. For areas listed in 3.7, readings must be documented on QA Checklist Form Appendix 1.

3.10.1.8 For areas where relative humidity is maintained (through the use of dehumidification equipment or forced hot air) below 50 percent and the surface temperature is greater than 5 degrees above the dew point, manual readings where a data logger is not used are required once every 12 hours and at every evolution involving a (G)-point. This requirement also applies to coatings covered under 3.10.1.2.

3.10.1.9 Environmental readings at (G)-points are only required within the timeframes given in 3.10.1.4 and 3.10.1.5.

3.10.1.10 Environmental readings must be monitored during application of powder coating products, but they do not need to be recorded.

3.10.1.11 Critical coated areas environmental requirements will be documented in accordance with paragraph 3.7.1.

(I) or (I) (G) "CLEANLINESS" (See 4.4)

3.10.2 Accomplish degreasing/cleaning prior to surface preparation to ensure that the surface is free of contaminants in accordance with SSPC-SP 1 of 2.5. For areas prepared to NACE/SSPC-SP WJ-2 of 2.5 and 2.9 with UHP WJ equipment, the requirement of initial degreasing/cleaning is waived. A visual water break test (ASTM F-21 or F-22) on the surface may be used to validate SSPC-SP 1 and NACE/SSPC-SP WJ-2 of 2.5 and 2.9. For areas listed in 3.7, document on QA Checklist Form Appendix 2 or Naval Shipyard QA Checklist Form Appendix 6.

3.10.2.1 Inspect the surface a maximum of 4 hours prior to start of coating removal to ensure accomplishment of SSPC-SP 1. For areas listed in 3.7, document on QA Checklist Form Appendix 2 or Naval Shipyard QA Checklist Form Appendix 6.

3.10.3 Except for tanks, surface preparation by abrasive blasting is prohibited on submarine interior surfaces, with the exception that use of self-contained Recyclable Encapsulated Abrasive Media material conforming to SSPC-AB 4 is permissible in submarine machinery spaces.

3.10.4 Limit the square footage of surfaces being prepared for preservation to an area that can be coated prior to the occurrence of flash rusting and/or oxidation. Remove any flash rust prior to coating, except as follows:

3.10.4.1 Surfaces cleaned by waterjetting must meet the applicable NACE/SSPC Standard for flash rust. For submarines, the first coat of epoxy primer must be applied within 24 hours of coating removal if removal is by non-automated waterjetting.

3.10.4.2 The water used in waterjetting must not include detergents or inhibitors without written approval from the coating manufacturer and the SUPERVISOR.

(I) or (I)(G) "SURFACE PROFILE" (See 4.4)

3.10.5 One profile measurement must be recorded for every 100 square feet for the first 500 square feet; for each additional 1,000 square feet or less, one profile measurement must be taken. Profile measurements must be taken in accordance with Method B or Method C of 2.8. For Method B of 2.8, one profile measurement must be the average (mean) of 10 individual readings. For profile measurements taken in accordance with Method C of 2.8, use profile tape suitable to read subject profile (i.e., coarse to extra-coarse plus). For Method C of 2.8, one profile measurement must be the average (mean) of 2 individual readings. If any individual reading is found to be greater than or equal to 5 mils, use Method B of 2.8 in those areas to determine existing profile. The retention of profile tape is not required. For areas listed in 3.7, document surface profile on QA Checklist Form Appendix 3 or Naval Shipyard QA Checklist Form Appendix 3 or 3A.

3.10.5.1 Following blasting or waterjetting operations, surface peak-to-valley profile must be checked. Surface profile must be validated on areas without visible pitting. For Method B of 2.8, each profile measurement must be between 2 and 4 mils. For Method C of 2.8, each profile measurement must be between 2 and 4 mils, with no individual tape reading less than one mil or greater than or equal to 5 mils. If such profile is not present, repair activity must establish the proper profile.

3.10.5.2 Following power tool cleaning to SSPC-SP 11 *or* **SSPC-SP 15** of 2.5, surface profile must be checked. Profile measurements must be 2 - **4** mils for areas listed in 3.7 *and submarine bilges* and one - **4** mils for all other areas where accessible (inaccessible areas must be determined by inspection and agreed to by the SUPERVISOR).

3.10.5.3 For products without a NAVSEA-reviewed F718, manufacturer's instructions may be substituted.

3.10.5.4 Conversely, excessive use of mechanical tools (grinders, sanders, chippers, etc.) must be minimized to avoid metal loss. Overly aggressive blasting which causes metal thickness loss over the amount required for surface profile must also be avoided. Excessive depth of profile can cause problems with poor coating performance. A greater than recommended surface profile requires a paint film be applied to totally cover the profile to prevent pinpoint or flash rust. The increase in paint film thickness also increases the susceptibility of solvent entrapment, causing blistering and premature failure of the coating.

3.10.5.5 Due to the potential for excessive metal loss, for LCS 2 Class ships and SSN-21 and SSN-774 Class submarines, only the following power tools may be used to obtain an SSPC-SP 11 surface: needle guns, bristle blasters, and rotary peening tools. On LCS 2 Class ships and submarines, any areas of potential metal loss by corrosion or mechanical means must be documented and reported to the SUPERVISOR.

3.10.5.6 Recyclable Encapsulated Abrasive Media material conforming to SSPC-AB 4 may not establish a sufficient surface profile. If this method is employed and the profile is insufficient to meet the requirements, the repair activity must establish a sufficient surface profile.

3.10.5.7 Waterjetting will not establish a surface profile. If this method is selected by the repair activity and a surface profile does not exist or is insufficient to meet the requirements, the repair activity must establish a sufficient surface profile.

(I)(G) "CONDUCTIVITY MEASUREMENT"

3.10.6 For surfaces listed in 3.7 (excluding potable water and reserve feedwater tanks on submarines, and freshwater drain collecting tanks on aircraft carriers), accomplish the requirements for conductivity measurements as follows:

3.10.6.1 Following coating removal, accomplish conductivity measurements in accordance with the requirements of 3.10.6.3.

3.10.6.2 Additionally, accomplish a visual inspection within 4 hours prior to application of each coat. If evidence of contamination of the surface exists, accomplish the requirements of 3.10.6.3.

3.10.6.3 Accomplish surface conductivity checks using available field or laboratory test equipment on the freshly prepared surface. One reading must be taken for every 200 square feet for the first 1,000 square feet. One reading must be conducted for every additional 1,000 square feet or less. For immersed applications, such as tanks and bilges, conductivity measurements must not exceed 30 micro-siemens/cm. For non-immersed applications, conductivity measurements must not exceed 70 micro-siemens/cm. Conductivity samples must be collected using a product that meets the requirements of ANSI/NACE SP0508 of 2.9, "Methods of Validating Equivalence to ISO 8502-9 on Measurement of the Levels of Soluble Salts." Document on QA Checklist Form Appendix 4.

3.10.6.4 If a conductivity check fails, water wash (3,000–5,000 PSI) the affected areas with potable water. Dry the affected areas and remove all standing water. Accomplish surface conductivity checks on affected areas in accordance with 3.10.6.3. Repeat step until satisfactory levels are obtained.

3.10.6.5 If, after a freshwater wash, the measurements exceed required levels, a salt remover may be used; however, the only salt remover products that may be used for a coating system are those specified on that coating's NAVSEA-reviewed ASTM F718.

(I) or (I)(G) "SURFACE PREPARATION" (See 4.4)

3.10.7 Verify surface preparation for the coating systems specified in the Work Item or task order and Tables One through 8 are in accordance with 2.5 and 2.9. For areas listed in 3.7, document on QA Checklist Form Appendix 3 or Naval Shipyard QA Checklist Form Appendix 6.

3.10.7.1 For surface ships, surface cleanliness for dust must be accomplished for the underwater hull and documented on QA Checklist Form Appendix 5. Surface cleanliness for dust must meet Rating 2, Class 2, of 2.10. One dust tape reading must be taken for every 200 square feet for the first 1,000 square feet; for each additional 1,000 square feet or less, one tape reading must be taken. The tape reading requirement is waived if the final stage of surface preparation for the entire surface is UHP WJ.

3.10.7.2 When waterjetting has been performed to a specified WJ level of cleanliness on a steel surface, and the level of flash rust (low, moderate, or high) cannot be agreed upon between the authorized coating inspector and the Contractor through the use of the written NACE/SSPC WJ standard or the SSPC-VIS 4 visual reference standard, the procedure in Attachment B must be used to resolve the dispute.

3.10.7.3 The checkpoints of 3.10.5, 3.10.6, and 3.10.7 can be accomplished concurrently.

3.10.8 Coating systems must be applied and cured in accordance with this NAVSEA Standard Item and applicable NAVSEA-reviewed ASTM F718s as defined in 3.1.13.

3.10.8.1 For surface ship preservation of areas not listed in Tables One through 5, see the Tables in Section 1 of 2.2. For submarine preservation of areas not listed in Tables 6 through 8, see the Tables in 2.6.

3.10.8.2 Unless fully enclosed, (i.e., with containment), do not perform exterior paint application when sustained winds exceed 15 miles per hour (MPH).

(I) or (I)(G) "COATING INSPECTION FOR EACH COAT" (Consists of Coating Thickness, Holidays, and Cleanliness) (See 4.4)

3.10.9 Inspect each Prime, Intermediate, Stripe, Tack, and Top Coat (including Capastic) as follows:

3.10.9.1 Accomplish DFT measurements of each coat applied for the coating systems listed in Tables One through 8. This excludes any stripe coats and draft marks. For areas listed in 3.7, document on QA Checklist Form Appendix 7.

3.10.9.2 Accomplish a visual holiday check on each coat of the system. For areas listed in 3.7, document on QA Checklist Form Appendix 7. Any holiday found must be identified and touched-up. These touched-up holidays do not constitute a new coat. Paint containing Optically Active Pigment (OAP) must be visually inspected using violet light. Where an OAP primer is used, each primer and topcoat must be visually checked using violet light. When this occurs, the inspector must use a violet-light flashlight conforming to ASTM E2501 to enhance the normal visual inspection process. An ASTM E2501 flashlight produces violet light that activates the fluorescent OAP. The inspector must wear yellow or amber-tinted glasses that block ultraviolet and violet light to accomplish the inspection. See ASTM E2501 for the light transmittance specification for tinted glasses and <http://www.nstcenter.biz> for a list of safety eyewear models that meet the specification. Guidance regarding OAP inspection practices is available in SSPC-TU 11.

3.10.9.3 Accomplish a visual inspection for surface cleanliness. If evidence of contamination exists, accomplish degreasing/cleaning a maximum of 4 hours prior to application of next coat to ensure removal of surface contaminants. For areas listed in 3.7, document on QA Checklist Form Appendix 7 or 7A or Naval Shipyard QA Checklist Form Appendix 6 or 7. If condition is UNSAT, then also use Appendix 2 or Naval Shipyard QA Checklist Form Appendix 6.

3.10.9.4 Accomplish a visual inspection for chloride or other contamination for areas listed in 3.7 (excluding potable water and reserve feedwater tanks on submarines, and freshwater drain collecting tanks on aircraft carriers). If evidence of chloride or other contamination exists, accomplish requirement of 3.10.6.4 on the affected area(s) approved by the SUPERVISOR, a maximum of 4 hours prior to application of next coat to ensure removal of surface contaminants. Document on QA Checklist Form Appendix 7 or 7A or Naval Shipyard QA Checklist Form Appendix 6 or 7. If condition is UNSAT, then also use Appendix 4 as required in 3.10.6.3 to 3.10.6.5.

3.10.9.5 For MIL-PRF-23236 Type VII coatings, runs, drips and sags may appear. In areas where DFTs of runs, drips, and sags are 50 mils or less, no action is required; areas with DFTs in excess of 50 mils must be assessed by the SUPERVISOR.

3.10.10 For DFT readings required in 3.10.9.1, DFT readings for each coat must be taken in accordance with Method PA 2 of 2.5. When measuring full coats to determine total system thicknesses denoted in Tables One through 8, DFT readings must not be taken in areas where stripe coatings have been applied. When scanning technology is used *in accordance with SSPC-PA 2 Appendix 10*, the average DFT displayed in each batch will be recorded in Appendix 7.

3.10.10.1 WFT readings are required in lieu of DFT readings for any coat that must be in a tacky state (as defined in 3.6.3) when the next coat is applied, for non-metallic surfaces, for anti-corrosive and antifouling paint applied over Capastic and sprayable shields, and when applied over existing coatings. For metallic surfaces, the number of WFT spot readings must be 2 readings per 1,000 square feet. For non-metallic surfaces, the number of WFT spot readings must equal the number of DFT readings that would have been taken. When WFT readings are used in this manner, the sampling frequency, distribution, and acceptance criteria must be the same as described in SSPC-PA 2 of 2.5, except that only one WFT reading is required to represent a “spot measurement” instead of the three “gauge readings” defined in SSPC-PA 2. WFT equals DFT divided by percent solids by volume (when percent solids by volume is expressed as a decimal, i.e., 60 percent equals 0.60). For areas listed in 3.7, document on QA Checklist Form Appendix 7A or Naval Shipyard QA Checklist Form Appendix 7.

3.10.10.2 If any coat measures less than its specified DFT, apply an additional coat of that product. The total DFT of these 2 coats must not exceed the specified maximum thickness for the original coat as specified in Tables One through 8. If an additional coat is required, accomplish a cleanliness checkpoint in accordance with 3.10.9.3 prior to application of the additional coat.

3.10.10.3 During paint application, a WFT gauge must be used to verify the application of proper paint thickness for each coat of all coating systems listed in Tables One through 8. WFT readings must be taken to confirm this, but need not be recorded.

3.10.10.4 Except to remediate small, localized drips or sags totaling less than 0.03 percent of the coated area, excessive DFT must not be sanded to reduce DFT without approval of the SUPERVISOR.

3.10.10.5 MIL-PRF-23236 Type VII paints require additional DFT readings to be performed in accordance with Attachment A. These readings must be performed following the last coat of MIL-PRF-23236 Type VII paint on the areas where the stripe coat would have been applied.

3.10.11 With the exception of potable water, reserve feedwater, and freshwater drain collecting tanks, when performing QA inspections for holidays and DFT readings, for all areas where aesthetics are not an issue, permanent markers, as approved by the SUPERVISOR, are acceptable. These markings may be directly overcoated with the next coat of paint (or remain exposed if used on the final coat in an area where aesthetics are not an issue).

3.11 NONSKID. Except for peel and stick nonskid, which must have preservation operations as specified in 3.10, accomplish preservation operations for surface ship nonskid systems in accordance with the following:

3.11.1 When installing nonskid systems to critical coated areas (listed in 3.7) within enclosed spaces, including exterior temporary structures for environmental control, the following conditions must be maintained for a minimum of 48 hours after application of each coat of the nonskid system:

3.11.1.1 Maintain sufficient volumetric air changes to satisfy 2.3 requirements that ventilation be provided in sufficient quantities to keep the concentration of coating solvent vapors below ten percent of their lower explosive limit.

3.11.1.2 Continuously maintain airflow into and out of the enclosed space to satisfy the requirements of 2.3. Fully open hangar doors satisfy 2.3 requirements.

3.11.1.3 Orient input air such that airflow is directed towards or across the deck and in the direction of the exhaust ventilation ports. Locate exhaust ventilation ports such that the bottom of the exhaust duct/opening is less than one foot from the deck surface to ensure that “heavier than air” coating solvent vapor is effectively removed from the enclosed space.

3.11.1.4 Evenly distribute input and exhaust ports such that uniform air movement throughout the enclosed space and across deck surface is maintained. Ensure airflow is not “short circuited” from input to exhaust by maximizing distance between input and exhaust ports.

3.11.1.5 Ensure the ventilation system remains operational and powered throughout application of the nonskid system regardless of whether personnel are in the enclosed space.

3.11.2 Accomplish the requirements of 3.10.1 (environmental) with the following additions:

3.11.2.1 Record ambient and substrate surface temperatures, relative humidity, and dew point readings at one-hour intervals during nonskid system application.

3.11.2.2 Unless fully enclosed (i.e., with a tent), do not apply nonskid primer when sustained winds exceed 15 MPH.

3.11.2.3 Unless the applicable NAVSEA-reviewed ASTM F718 is more stringent, ambient air temperature must be 55-100 degrees Fahrenheit, deck temperature for primer application must be 40-120 degrees Fahrenheit, and deck temperature for nonskid application must be 40-110 degrees Fahrenheit. Deck temperature must be a minimum of 5 degrees Fahrenheit above the dew point for nonskid system application. For application of Type VIII (low temperature) nonskid systems, ambient air and deck temperatures must be between 35 degrees Fahrenheit and the upper limit specified by the NAVSEA-reviewed ASTM F718.

3.11.2.4 Environmental requirements will be documented in accordance with paragraph 3.7.1.

3.11.3 Accomplish the requirements of 3.10.2 through 3.10.4 with the following additions:

3.11.3.1 If cleaning is performed via solvent wiping, after solvent wiping, the deck must be allowed to dry before application of any coating. No visible solvent must be present on deck surfaces prior to proceeding with the next process step. Solvent wiping is defined in 3.6.5.

3.11.3.2 When a solvent wipe is performed, annotate Appendix 2 or Naval Shipyard QA Checklist Form Appendix 6 with type of solvent and time allowed to dry.

3.11.3.3 When cleaning exterior nonskid decks with High Pressure Water Cleaning (HP WC), cleanliness must meet the requirements of SSPC-SP WJ-4/NACE WJ-4 instead of SSPC-SP 1.

3.11.3.4 For tie-downs prepared to SSPC-SP 2, 3, or 15 of 2.5, the initial SSPC-SP 1 is waived if the final stage of surface preparation is UHP WJ in accordance with NACE/SSPC-SP WJ-2 of 2.5 and 2.9.

(I) or (I)(G) "SURFACE PROFILE" (See 4.4)

3.11.4 Following blasting or waterjetting operations, surface peak-to-valley profile must be checked. Surface profile must be validated on areas without visible pitting. Accomplish the requirements of 3.10.5 for surface profile measurements. For Method B of 2.8, each profile measurement must be between 3 and 6 mils. For profile measurements taken in accordance with Method C of 2.8, use profile tape suitable to read subject profile (i.e., coarse to extra-coarse plus). For Method C of 2.8, one profile measurement must be the average (mean) of 2 individual tapes. For Method C of 2.8, each profile measurement must be between 3 and 6 mils, with no individual tape reading less than 2.5 mils or greater than, or equal to 5 mils. If any individual tape reading is found to be greater than, or equal to, 5 mils, use Method B of 2.8 in those areas to determine existing profile. If such profile is not present on decks and aircraft elevators, repair activity must establish proper profile. The maximum profile requirement is waived for carrier aircraft elevators prepared via waterjetting. The maximum profile requirement is 7 mils on aluminum aircraft elevators and CG-47 class flight decks when prepared by abrasive blasting. The retention of profile tape is not required. For areas listed in 3.7, document on QA Checklist Form Appendix 3 or Naval Shipyard QA Checklist Form Appendix 3 or 3A.

3.11.4.1 For nonskid areas that abrasive blast equipment or waterjet equipment cannot access, substrate must be prepared to SSPC-SP 11. Profile must be 2 – 6 mils where accessible. Underside of tie-downs must be prepared to SSPC-SP 2 or SSPC-SP 3 of 2.5; however, feathering requirements of 3.6.4 are waived, while remainder of tie-down must be prepared to SSPC-SP 15 of 2.5.

3.11.4.2 The requirements of 3.10.5.4 through 3.10.5.6 apply to nonskid systems.

3.11.5 Accomplish the requirements of 3.10.6 for conductivity measurements.

3.11.6 Accomplish the requirements of 3.10.7 for surface preparation.

3.11.6.1 Surface cleanliness for dust must be accomplished for nonskid flight decks and documented on QA Checklist Form Appendix 5. Surface cleanliness for dust must meet Rating 2, Class 2, of 2.10. Three individual readings must be taken every 100 square feet for the first 500 square feet. If the tape readings are consistent, only one tape reading must be taken for every 1,000 square feet remaining. The tape reading requirement is waived if the final stage of surface preparation for the entire surface is UHP WJ and the primer is applied within 6 hours of completion of surface preparation. ***If the primer is not applied within 6 hours of the last surface cleanliness for dust test, the tape readings must be accomplished for all surface preparation methods.***

3.11.6.2 For flight deck areas, not to include aircraft elevator platform decks, receiving a nonskid system and prepared to NACE/SSPC-SP WJ-2, a minimum of 20

percent of the total area receiving a nonskid system must be abrasively blasted to an NACE 2/SSPC-SP 10 level of cleanliness. The areas to be prepared to NACE 2/SSPC-SP 10 must be as directed by the SUPERVISOR.

3.11.7 Nonskid systems must be applied in accordance with the applicable Tables. A new nonskid system must overlap existing nonskid system to the minimum extent necessary to create a continuous film as agreed upon by the SUPERVISOR.

3.11.7.1 Nonskid must be rolled parallel to ship's main axis. Welds parallel with the direction of peaks and valleys must be cross-rolled. Cross-rolling must extend 3 to 6 inches on each side of the weld. The requirement to roll nonskid parallel to the ship's main axis is waived on LCS 2 class flight decks and any other areas with extruded aluminum plank decks as approved by the SUPERVISOR. In these areas, nonskid must be rolled perpendicular to the ship's main axis.

3.11.7.2 Nonskid material remaining in the can after nonskid is poured onto primed deck surface must not be removed from the can.

3.11.7.3 If probing the nonskid surface with a dull putty knife results in penetration of the putty knife into the nonskid, neither foot nor vehicular traffic must be permitted.

3.11.7.4 DFT measurements of nonskid primer in overlap areas must be no more than 15 mils.

3.11.8 Accomplish the requirements of 3.2 for stripe coat with the exception that stripe coat may precede prime coat.

3.11.8.1 For overcoating of stripe coat or stripe coating of the primer coat, refer to the applicable NAVSEA-reviewed ASTM F718. When the stripe coat is applied prior to overcoating with a full coat of primer, the stripe coat must be dry to touch in accordance with ASTM D1640.

3.11.8.2 A second full coat of proprietary nonskid primer listed on the QPL for MIL-PRF-24667 may be applied if approved by the SUPERVISOR. The second full coat satisfies the stripe coat requirement.

3.11.9 Nonskid application must begin within 36 hours of completion of *the* final full primer coat *or the mist coat* application. For areas not listed in 3.7, nonskid overcoating application must be in accordance with NAVSEA-reviewed ASTM F718. For areas listed in 3.7, use the following:

3.11.9.1 If nonskid application begins within 36 to 72 hours after completion of final full primer coat application, the primer coat must be solvent wiped with solvent required by the NAVSEA-reviewed ASTM F718.

3.11.9.2 If nonskid application begins within 3 to 7 days after completion of final full primer coat application, the primer coat must be solvent wiped with solvent required by the NAVSEA-reviewed ASTM F718, then lightly abraded, solvent wiped again, and a mist coat (one to 2 mils) of primer must be applied and allowed to cure to recoat.

3.11.9.3 If the primer coat is not overcoated with nonskid within 7 days of final full primer coat application, the primer must be removed and the surface preparation repeated. For zone tie-in areas where the primer is to be overcoated with itself (up to 12 inches

of overlap), the recoat window must be in accordance with the NAVSEA-reviewed ASTM F718; the primer must be solvent wiped with solvent required by the NAVSEA-reviewed ASTM F718, then lightly abraded, then solvent wiped again.

3.11.9.4 Aircraft carrier landing areas not overcoated with nonskid within 72 hours of primer application completion must have surface preparation repeated.

3.11.10 Accomplish the requirements of 3.10.9 through 3.10.11 for inspection of nonskid primer (full and stripe coats).

(I) or (I) (G) "NONSKID MIXING AND APPLICATION" (See 4.4)

3.11.11 Accomplish the following requirements during initiation of the mixing and application process:

3.11.11.1 Visually verify that nonskid mixing blade is free of previously cured coatings, contaminants, or rust.

3.11.11.2 Verify that applicator meets NAVSEA-reviewed ASTM F718 mixing and application requirements, including: specified mixing equipment, pre-mix time, mix time, induction time, pot-life and any product specific application requirements.

(I) or (I) (G) "NONSKID SPREAD RATE AND HOLIDAY INSPECTION" (See 4.4)

3.11.12 Verify that nonskid spread rate meets the following requirement: Types I, V, VI, VII, and VIII - 18 square feet/gallon minimum and 30 square feet/gallon maximum; Types II, III, IX and X - 23 square feet/gallon minimum and 35 square feet/gallon maximum; and, Types IV and X (sprayed) - 40 square feet/gallon minimum and 60 square feet/gallon maximum. The minimum spread rate for Types IV and X (sprayed) must be in accordance with the manufacturer's NAVSEA-reviewed ASTM F718. Perform visual holiday inspection of nonskid and document on QA Checklist Form Appendix 7. Spread rate must be determined by the following formula: $[(\text{square feet coated}) / ((\text{gallons per kit}) \times (\text{number of kits}))]$.

3.11.12.1 Holidays less than 4 square inches must be touched-up as follows: 1) solvent clean primer with solvent required in product NAVSEA-reviewed ASTM F718, 2) lightly sand exposed primer, 3) solvent clean sanded surface with solvent required in product NAVSEA-reviewed ASTM F718, and 4) apply nonskid to primer to approximate texture of surrounding nonskid. Overcoat window restrictions do not apply to touch-up of holidays in non-landing areas. Holidays less than 1/8 of a square inch must be exempt from touch-up.

3.11.13 Inspect the location and color of required VLA markings in accordance with Naval Air Warfare Center Aircraft Division (NAWCAD) Class Guidance Drawings, Air Capable Ship Aviation Facilities Bulletin, Amphibious Assault Ship Aviation Facilities Bulletin, Shipboard Aviation Resume (NAEC-ENG-7576), VLA General Service Bulletin No. 8 (latest revision) or by contacting the local NAWC (CAFSU/ASIR) Field Office.

3.12 For submarines, accomplish preservation of damping and acoustic tiles and surfaces in way of these tiles in accordance with the following. All exterior tiles and tiles inside tanks must be installed over a surface prepared to NACE 2/SSPC-SP 10 and painted with the preservation system indicated in Table 8. Surfaces beneath exterior tiles and tiles inside tanks are considered critically coated. Care must be taken to ensure blasting does not damage tiles. Surface preparation and preservation of steel restrained tiles must be as listed in Table 8. Paint only steel portions of SSBN/SSGN-726 Class acoustic baffles. Before overcoating tile that is currently coated, sweep blast the surface to roughen the existing paint. Non-steel restraining

covers are not required to be painted except for antifouling purposes. Overspray of otherwise unpainted covers is acceptable. Full paint out of non-steel damping restraining covers, unrestrained damping, and acoustic tile (including Gradual Transition Coating) and covers is not intended. In interior spaces, exposed surfaces of acoustical absorptive treatments that are painted must be prepared to SSPC-SP 1 and must be painted with 1-2 mils of paint (avoid filling perforations) to match surroundings.

4. NOTES:

4.1 Wet space decks include sanitary spaces (washrooms, water closets, and showers), food service spaces (galley, scullery, butcher shop, bakery, meat prep rooms, and food service line), and trash compactor rooms.

4.2 Total DFT encountered during removal may exceed specified Table thicknesses.

4.3 Total removal of ablative coating is not required. An ablative antifoulant (AF) coating system must not be removed by blasting prior to its specified service life unless it is blistered, peeling, or otherwise damaged beyond repair. Stable and intact ablative AF coatings must be retained and overcoated. The total film thickness of the combined retained and freshly applied paint must comply with Table One/Table 6. When the Work Item or task order calls for overcoating of retained intact ablative AF coating, AF surfaces must be washed down with fresh water. For all ships except submarines and aircraft carriers, this fresh water washdown must be performed at 2,000 PSI as the vessel comes out of the water, in order to prevent slime and oxidized paint from drying on the hull and inhibiting leaching of the paint when the ship is returned to the water. For submarines and aircraft carriers, instead, within 24 hours of the hull being released by cognizant shipyard authorities, pressure wash with fresh water between 2,000 and 5,000 PSI. The surface must be cleaned and dried before new paint is applied. Apply any anti-corrosive (AC) paint to areas in need of repairs. Overcoat the AC paint with the approved AF paint of the same MIL-PRF-24647 Type. The Work Item or task order will specify the degree of removal.

4.4 The paragraphs referencing this note are considered an (I)(G) if the inspection/test is on a critical surface as listed in 3.7. If the inspection/test is not on a surface listed in 3.7, then the paragraph is considered an (I).

4.5 Refer to 009-03 of 2.1 as appropriate for requirements concerning potential exposure to toxic or hazardous substances and hazardous operations.

4.6 The repair activity may use environmental enclosures to control environmental conditions.

4.7 Preservation system repairs are an Unrestricted Operations (URO) Maintenance Requirement Cards (MRC) program attribute.

4.7.1 The Unrestricted Operations (URO) Maintenance Requirement Cards (MRC) program was developed by NAVSEA to monitor specific areas of interest to determine if the conditions of these areas are suitable for continued unrestricted operations. Maintaining the protective capability of the coating system is critical to maintaining structural integrity during the periods between inspections. For this reason, complying with requirements for coating system application for all aspects of the preservation process is essential. Other systems that impact the URO MRC program are Special Hull Treatment (SHT) application process, including Mold-In-Place (MIP), maintenance of cathodic protection systems (Impressed Current Cathodic Protection (ICCP) and anodes) and installation of various types of tiles (acoustic, damping, etc.).

4.7.1.1 Substrate preparation and preservation are not authorized/covered in this Standard Item for vertical launch system (VLS) bathtub area, thin line towed array (TLTA) interior, surfaces covered by SHT, propulsor, and retractable bow plane recesses on submarines.

4.7.2 Preservation work in submarine tanks and enclosed spaces is usually scheduled to occur when the tanks and spaces are opened and entered to perform URO MRC structural inspections. Any time a tank or other enclosed space is entered, if a URO MRC 003 structural inspection is not authorized, an inspector qualified in accordance with URO MRC 003 will perform a structural visual examination.

4.7.3 Any URO MRC item being blasted and painted will have a URO MRC hull survey inspection performed by an inspector qualified in accordance with URO MRC 003 prior to blasting and again prior to repainting.

4.8 Painting of rubber piece parts of pipe hangers is permitted in the following areas: Main Ballast Tanks (MBTs), freeflood areas, and internal tanks which are normally painted. The rubber piece parts include the liners, grommets, and inserts found in steel strap and steel block type pipe hangers; also included is the block rubber type pipe hangers. Prior to painting rubber piece parts in surface ship potable water and reserve feedwater tanks, existing paint must be removed to an SSPC-SP 2 level of cleanliness as approved by the SUPERVISOR. Do not paint rubber piece parts in surface ship FWDCTs, submarine RFTs, and hangers on nuclear piping that traverses other non-nuclear tanks.

4.9 Inspections such as URO inspections and inspection periodicities are addressed in 2.2 and 2.6.

4.10 For peel and stick nonskid, interior and exterior applications on surface ships in 3.1.27; Category II Standard Item 009-26 "Deck Covering Requirements; accomplish", including Attachment G will be specified in the work item.

4.11 Unless otherwise noted, aircraft carriers, and boats and small craft are considered surface ships throughout this document. The tables are split up between surface ships and submarines. Table One is for surface ship underwater hull areas. Table 2 is for surface ship exterior areas. Table 3 is for surface ship interior spaces. Table 4 is for surface ship tanks and voids. Table 5 is for surface ship miscellaneous areas. Table 6 is for submarine exterior hull areas. Table 7 is for submarine interior areas. Table 8 is for submarine tanks and voids.

4.12 The repair activity must not coat reactor plant items cited in the ship's reactor plant paint schedule in accordance with this Standard Item.

Attachment A

Edge DFT Measurement

In addition to the required DFTs per SSPC-PA 2, a separate set of “edge” DFT readings must be taken in close proximity to corners and edges of area structural elements including, but not limited to stiffeners, “rat holes,” cut-outs, and frames. This data must be taken in accordance with SSPC-PA 2 and reported separately from those required by 3.10.9.1, with the following modifications:

- 1) The “edge” gauge readings must be taken approximately $\frac{1}{4}$ inch (i.e., 0.5 cm) from edges using micro-probe gauges with a probe less than or equal to $\frac{1}{2}$ -inch in diameter. For “edge” readings taken on substrates less than $\frac{1}{2}$ inch thick, readings must be taken from the “middle” of the substrate. Microprobe gauges must be calibrated, in accordance with manufacturer’s direction, to measure paint thicknesses expected during application.
- 2) Welds not associated with corners or edges (i.e., a butt weld joining 2 flat plates) must be inspected using standard visual techniques. The inherent roughness of the weld precludes the collection of reproducible data from these areas. Inspectors may, if they choose, take a spot reading within $\frac{1}{4}$ inch (i.e., 0.5 cm) from a butt weld.
- 3) An “edge” spot measurement must consist of 3 gauge readings taken within a 1.5 inch (i.e., 4 cm) diameter circle. Accomplish front, back, and edge DFT gauge readings as shown in Figure A-1 (see attached). For each data set required for the flat surface data set the equivalent is required for the edge or corner data set. For example, if 20 spot DFT measurements are required for an area, then 20 DFT measurements are required using the front, back, edge method set and 20 for the flat surface set.

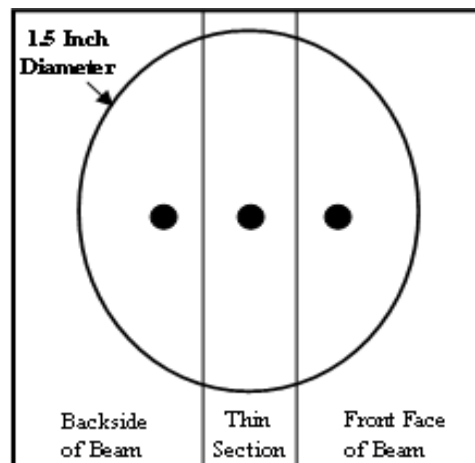


Figure A-1

Attachment B

NAVSEA Flash Rust Adjudication Procedure:

When waterjetting has been performed to a specified WJ level of cleanliness on a steel surface, and the level of flash rust (low, moderate, or high) cannot be agreed upon between the authorized coating inspector and the Contractor through the use of the written NACE/SSPC WJ standard or the SSPC-VIS 4 visual reference standard, the following procedure must be used to resolve the dispute. Note that this procedure is not a substitute for the definitions contained in the NACE/SSPC standard, but rather is intended to provide objective quality evidence (OQE) that a disputed zone, surface, or area has a low, moderate or high level of flash rust.

1. Ensure Surface Condition. The zone, surface, or area must have been cleaned to the required waterjetting level of cleanliness in accordance with 2.5 and 2.9 and possess a level of flash rust that cannot be readily gauged or appraised with certitude using the guidelines of 2.5, 2.9, and SSPC-VIS 4 alone.
2. Determine Minimum Number of Samples. One flash rust reading (consisting of one test measurement and one control measurement) must be taken for every 200 square feet for the first 1,000 square feet of a zone, surface, or area. For each additional 500 square feet or increment thereof, one additional flash rust reading must be taken.

CAUTION

Excessive pressure applied to the tape can crack the slide and create a dangerous, sharp surface.

3. Prepare Test Sample and Control Sample. Both the test and control samples are prepared by applying a 4-5 inch long piece of ISO 8502-3 dust tape to a 1.2 mm thick clean, clear microscope slide which is 50mm by 75mm or larger. The tapes for the test and control samples must be prepared as described in the sub-paragraphs below. Fully adhere the adhesive side of the tape to the slide, centering the tape's length over the 75mm dimension of the glass. To help secure the tape to the slide, not more than 1/4 inch of the tape end may be wrapped under the slide. Additional tape may interfere with the measuring devices. Any sample with air bubbles larger than 1/4 inch in diameter must be rejected. Using a permanent marker to write on a non-test portion of the slide, date and uniquely identify each sample.

- 3.1 Test Sample Tape Preparation. For each test sample, the dust tape is applied to a representative area of the flash rusted surface before being applied to the microscope slide. The inspector must rub the tape onto the flash rusted surface with his/her thumb or other finger, pressing as hard as possible over the central 3 inches of the tape without damaging it. Remove the tape from the steel in a manner that retains as much of the adherent rust as possible; do not shake the tape or try to dislodge the rust.

Attachment B
(Con't)

3.2 Control Sample Tape Preparation. While avoiding transferring fingerprints to the central 3 inches of tape, apply a control piece of tape from the same roll as that used for the test sample to a separate clean, clear microscope slide.

4. Measure Transmittance. For each test and control tape/microscope-slide assembly, measure the transmittance using a Laser Labs Model LM100, Monroe PMP Model PD2.1, Monroe PMP Model PD3.0, or NAVSEA-approved equivalent transmittance measurement meter. Transmittance measurements must not be made in direct sunlight or in an area where the ambient light level exceeds 100 foot candles. Insert the slide into the instrument with the tape facing the meter's light source. Record two measurements from different locations on the test sample. Record 2 measurements from the control tape, taking one measurement from each end. Subtract the average of the 2 test readings from the average of the two control readings. The difference in average transmittance of the test sample (i.e., sample with flash rust) and the average transmittance of the control sample must constitute one transmittance reading.

5. Adjudicate Flash Rust Level. A difference in transmittance reading (i.e., control minus test sample) must be applied to the entire zone, surface, or area which the measurement is intended to represent. The percentage difference between the average control and test sample values, as compared to the control sample, must be used to establish the following flash rust levels:

WJ "High" level of flash rust: greater than 20 percent difference in transmittance readings.

WJ "Moderate" level of flash rust: 10 percent to 20 percent difference in transmittance readings.

WJ "Low" level of flash rust: less than 10 percent difference in transmittance readings.

If the adjudicated flash rust level is determined to be greater than the requirements for the area allow, then the area must be re-cleaned until the specification is met.

6. Retain Samples. All test transmittance samples and control transmittance samples must be retained as objective quality evidence that the required level of surface cleanliness was obtained.

Attachment C

Process for Spot and Sweep Blast of the Underwater Hull and Freeboard

1. The “Spot and Sweep” method must only be used if authorized by the SUPERVISOR prior to the start of work in these areas. The use of this Spot and Sweep process must only apply to the underwater hull and freeboard areas of the ship and may only be considered for use on surface ships.
2. The spot and sweep blast process must be performed by a robotic crawler unit that uses UHP WJ. For areas not accessible by the robotic crawlers, UHP lances and/or abrasive blasting may be used to create either a NACE/SSPC-SP WJ-4/M surface or an SSPC-SP 7 surface, respectively. SSPC-SP 3 power tool cleaning may be used for feathering in the spot and sweep-prepared surfaces.
3. Examine the existing coating on the ship’s hull and determine the color sequence of the current epoxy coating system prior to blasting. The anticipated sequence is red epoxy primer followed by gray epoxy tie coat. The examiner must note these colors for use during inspection of the hull prior to application of the first coat of epoxy primer.
4. The UHP robotic crawler unit must be set up to accomplish the following:
 - (a) Remove all loose and degraded coating, rust and fouling from areas of bare metal to create a NACE/SSPC-SP WJ-2/M surface.
 - (b) For the underwater hull: Remove all antifouling coating and remove approximately 1/2 of the thickness of the current MIL-PRF-24647 epoxy tie coat from the underwater hull area.
 - (c) For the freeboard portion of the hull: Remove all of the MIL-PRF-24635 coating, regardless of thickness, and remove approximately 1/2 of the thickness of the top MIL-PRF-24647 or MIL-PRF-23236 epoxy coat from the freeboard area.
 - (d) Smoothly feather or transition from areas of bare metal to the retained epoxy coating. Areas of sharp or "step" transition between bare metal and paint must be noted on the applicable QA appendix form in the comments section. Also, feather edges as needed where the UHP robotic crawler leaves behind markings in the existing paint (concentric circles).
5. The use of the Spot and Sweep method does not waive any surface preparation QA steps. Conduct all QA inspections on bare metal areas and record QA data. Areas of retained paint must be visually inspected and must satisfy the following:
 - (a) There must be no more than two colors of paint visible in any area of retained coating. Inspectors must observe the red primer adjacent to any bare metal areas and then continue observations into the bulk of the retained epoxy. Gray epoxy may be retained on top of the red primer, but any visual evidence of additional coats of red or black paint (indicating antifouling coating retention) or haze gray MIL-PRF-24635 (indicating silicon alkyd/polysiloxane coating retention) on top of the gray epoxy must be cause for closer inspection. Closer inspection must be conducted from a minimum distance of 3 feet. Upon closer inspection, a solvent-wipe test with a white rag must be conducted using an antifouling coating clean-up solvent. If the solvent wipe test shows color transfer onto the

rag, the area must be rejected. Rejected areas must be cleaned again until no color transfers to the rag.

(b) Minimize areas of sharp transition or steps between bare metal and paint. Any such areas must be inspected and tested with a dull putty knife to determine adhesion. If the paint flakes or can be dislodged, the area must be rejected and cleaned again to remove the loose paint.

(c) Feather the transition areas where partial blasted areas occur next to bare steel blasted areas. Sharp edges must be removed in accordance with SSPC-SP 3 and the areas feathered for a smooth transition.

6. The first step of the coating application process must be as follows: Apply one coat of epoxy primer in accordance with Tables One and 2 to all areas in the zone or work area (i.e., both bare metal and retained epoxy primer) to achieve the specified epoxy coating thickness. Do not apply a thin or varied primer thickness when traversing areas between bare metal and retained epoxy.

7. Coating inspections must be performed for each coat of paint in accordance with 3.10.9. In bare metal areas, DFT readings must be measured and recorded. In areas of retained paint, however, WFT readings must be measured and recorded in place of DFT readings for determining proper coating thickness for each coat. (Follow the requirement for taking WFT readings in place of DFT readings for accept/reject criteria). In areas of retained paint, DFT readings must still be measured and recorded. However, high DFT readings must not be cause for rejection; such readings must only be measured for documentation purposes.

8. Once the primer has reached the cure to overcoat state, the surface area must be inspected for edge lifting of the remaining epoxy that was overcoated. This inspection must be conducted at a maximum distance of 15 feet. As it cures, the epoxy primer may lift any loose edges of the existing coating that may not have been visible during the initial surface preparation inspection. Any areas where the paint has lifted must be prepared in accordance with SSPC-SP 3 and primed. This inspection may be included as part of the DFT/WFT and visual holiday inspection.

9. For underwater hull areas:

(a) Apply second / tie coat of epoxy and first coat of antifouling in accordance with Table One.

(b) Apply remaining antifouling system in accordance with Table One.

10. For freeboard areas, apply second coat of epoxy then the topcoat in accordance with applicable Line in Table 2.

Attachment D

ICCP Sprayable Dielectric Shields Application Instructions For Removed/New Anode Installation

1. Prior to surface preparation, remove existing anode. If new installation, install gland body and anode mounting studs.
2. Install plug or masking material for the protection of areas not to be painted ***to include sea chests and other areas as directed by the SUPERVISOR.***
3. Prepare surface in accordance with requirements listed in the Table and Line for “Dielectric Shields” and QA checkpoints are conducted in accordance with 3.7.
 - a. For 8 foot anode, prepare area 15 feet by 22 feet in accordance with Figure D-1.
 - b. For 4 foot anode, prepare area 15 feet by 18 feet in accordance with Figure D-1.
 - c. For 2 foot anode, prepare area 15 feet by 16 feet in accordance with Figure D-1.

NOTE: All coatings must be listed in the Table and Line for “Dielectric Shields” and be applied in accordance with their NAVSEA-reviewed ASTM F718. All QA checkpoints must be conducted in accordance with 3.7.

4. Apply primer to at 10 – 12 mils DFT. Exclusive of specified DFT range, the primer must be mixed and applied in accordance with the manufacturer’s NAVSEA-reviewed ASTM F718.

NOTE: Intermediate and topcoat cannot be applied at required thickness in single pass without significant runs and sags. To prevent application defects, apply coatings in two passes as instructed below.

5. Within the primer’s specified overcoat window, apply the first pass of the intermediate coat at a thickness between 13 and 18 mils. The intermediate coat must be applied to the anode area within 5 to 7 inches of the primer boundary, leaving a 5 to 7 inch band of primer along the perimeter.
 - a. For 8 foot anode, coat area 14 feet by 21 feet in accordance with Figure D-1.
 - b. For 4 foot anode, coat area 14 feet by 17 feet in accordance with Figure D-1.
 - c. For 2 foot anode, coat area 14 feet by 15 feet in accordance with Figure D-1.

6. Within 5 minutes of completion of the first pass, begin applying the second pass of intermediate coat at 30 – 45 mils.

7. Within the intermediate coat’s specified overcoat window, apply the first pass of topcoat coat at a thickness between 13 and 18 mils in a contrasting color. The topcoat must be applied to the anode area within 5 to 7 inches of the intermediate coat boundary, leaving a 5 to 7 inch band of intermediate coat along the 5 to 7 inch band of primer.

- a. For 8 foot anode, coat area 13 feet by 20 feet in accordance with Figure D-1.

- b. For 4 foot anode, coat area 13 feet by 16 feet in accordance with Figure D-1.
 - c. For 2 foot anode, coat area 13 feet by 14 feet in accordance with Figure D-1.
8. Within 5 minutes of completion of the first pass, begin applying the second pass of topcoat at 30 – 45 mils.
9. Allow topcoat to cure for minimum recoat time and ensure the total coating system meets the required 70 mils minimum DFT and does not exceed 100 mils within the footprint of the anode.
10. Remove plugs and masking material from step 2.
11. Apply a 1/8 inch bead of MIL-A-46106 room-temperature vulcanizing (RTV) silicone adhesive-sealant to neoprene mat around each stud holes leaving 1/2 inch clearance from the edge of the hole and around the edge of the entire mat, again leaving 1/2 inch clearance from the edge.
12. Place neoprene mat on hull (RTV silicone adhesive-sealant side towards the hull), leaving equal clearance around all studs and the gland socket.
13. Insert anode into the socket.
14. While holding the anode in place, apply RTV silicone adhesive-sealant around each stud up to the bottom of the counterbore.
15. Install the nuts handtight, then from the center out, torque the nuts to between 8 and 10 foot-pounds.
16. Apply RTV silicone adhesive-sealant up to the top of the counterbore and insert anode cap. Allow the RTV silicone adhesive-sealant to cure to service.
17. Protect the face of the anode, ensuring all of the platinum surfaces are covered to prevent damage.
18. Within the topcoat's specified overcoat window, apply the underwater hull coating system over the entire dielectric shield area.
19. Remove masking from step 17.

Note: For dielectric shield coatings, follow the NAVSEA-Reviewed ASTM F718 for temperatures, cure, and recoat times, regardless of applied per coat DFT. If any overcoat windows are breached, standard recovery methods apply – hand sand with 80 grit sandpaper to degloss, then solvent wipe to SSPC-SP 1 cleanliness and continue painting.

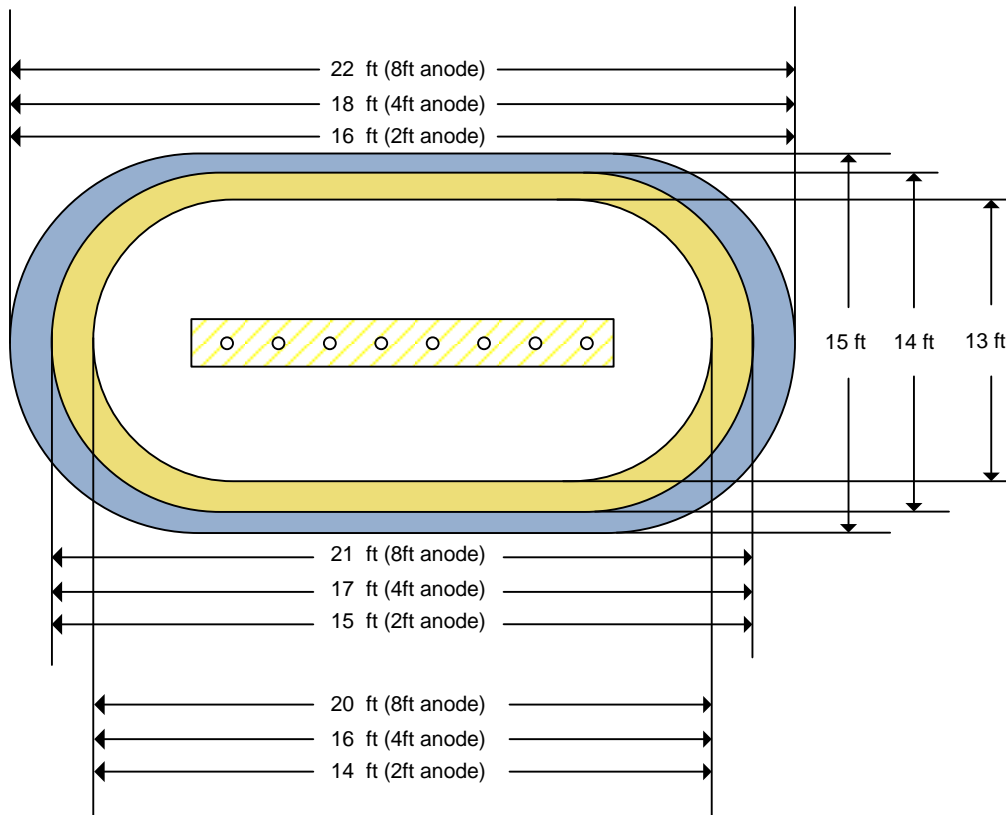


Figure D-1: Area to abrasive blast

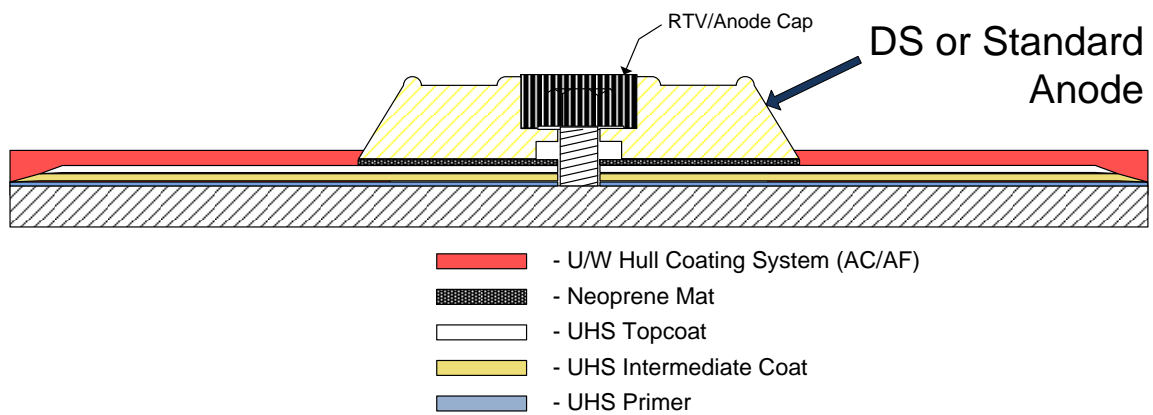


Figure D-2: Cross section of coating system and anode

Attachment E

ICCP Sprayable Dielectric Shields Application Instructions Without Removal of Existing Anodes

1. If anode is determined to be in good condition, install a fitted metal covering to prevent damage during surface preparation and coating application. ***Install plug or masking material for the protection of areas not to be painted to include sea chests and other areas as directed by the SUPERVISOR.***

2. Low pressure water wash the existing Capastic shield.

3. Abrasive blast the shield area to SSPC-SP 5, leaving a 10 inch diameter ring of Capastic around the anode. Feather the transition between bare steel and the anode, gradually tapering the Capastic from the height of the anode to the bare steel in one smooth transition. QA checkpoints are conducted in accordance with 3.7.

4. Inspect remaining Capastic to ensure it is tightly adherent, intact, and has no visible cracking. If the Capastic is in good condition, move to step 6.

5. If any unsound Capastic is found within the 10 inch ring, blast the area to SSPC-SP 5 and apply Capastic. If for any reason the Capastic is not able to be repaired, or damage to the anode is found, the anode must be removed and the shield preserved in accordance with Standard Item 009-32.

6. Hand sand the remaining Capastic with 80 grit sandpaper and solvent wipe to SSPC-SP 1 cleanliness.

NOTE: All coatings must be listed in the Table and Line for “Dielectric Shields” and be applied in accordance with their NAVSEA-reviewed ASTM F718. All QA checkpoints must be conducted in accordance with 3.7.

7. Apply primer to the DFT required by the manufacturer’s NAVSEA-reviewed ASTM F718.

- a. For 8 foot anode, prepare area 15 feet by 22 feet in accordance with Figure E-1.
- b. For 4 foot anode, prepare area 15 feet by 18 feet in accordance with Figure E-1.
- c. For 2 foot anode, prepare area 15 feet by 16 feet in accordance with Figure E-1.

NOTE: Intermediate and topcoat cannot be applied at required thickness in single pass without significant runs and sags. To prevent application defects, apply coatings in two passes as instructed below.

8. Within the primer’s specified overcoat window, apply the first pass of the intermediate coat at a thickness between 13 and 18 mils. The intermediate coat must be applied to the anode area within 5 to 7 inches of the primer boundary, leaving a 5 to 7 inch band of primer along the perimeter.

- a. For 8 foot anode, coat area 14 feet by 21 feet in accordance with Figure E-1.
- b. For 4 foot anode, coat area 14 feet by 17 feet in accordance with Figure E-1.
- c. For 2 foot anode, coat area 14 feet by 15 feet in accordance with Figure E-1.

9. Within 5 minutes of completion of the first pass, begin applying the second pass of intermediate coat to acquire the required minimum DFT of 30 mils.

10. Within the intermediate coat's specified overcoat window, apply the first pass of topcoat coat at a thickness between 13 and 18 mils in a contrasting color. The topcoat must be applied to the anode area within 5 to 7 inches of the intermediate coat boundary, leaving a 5 to 7 inch band of intermediate coat along the 5 to 7 inch band of primer.

- a. For 8 foot anode, coat area 13 feet by 20 feet in accordance with Figure E-1.
- b. For 4 foot anode, coat area 13 feet by 16 feet in accordance with Figure E-1.
- c. For 2 foot anode, coat area 13 feet by 14 feet in accordance with Figure E-1.

11. Within 5 minutes of completion of the first pass, begin applying the second pass of topcoat to acquire the required minimum DFT of 30 mils.

12. Allow topcoat to cure for minimum recoat time and ensure the total coating system meets the required 70 mils minimum DFT.

13. Within the topcoat's specified overcoat window, apply the underwater hull coating system over the entire dielectric shield area.

14. Remove masking from step 1.

Note: If any overcoat windows are breached, standard recovery methods apply – hand sand with 80 grit sandpaper to degloss, then solvent wipe to SSPC-SP 1 cleanliness and continue painting.

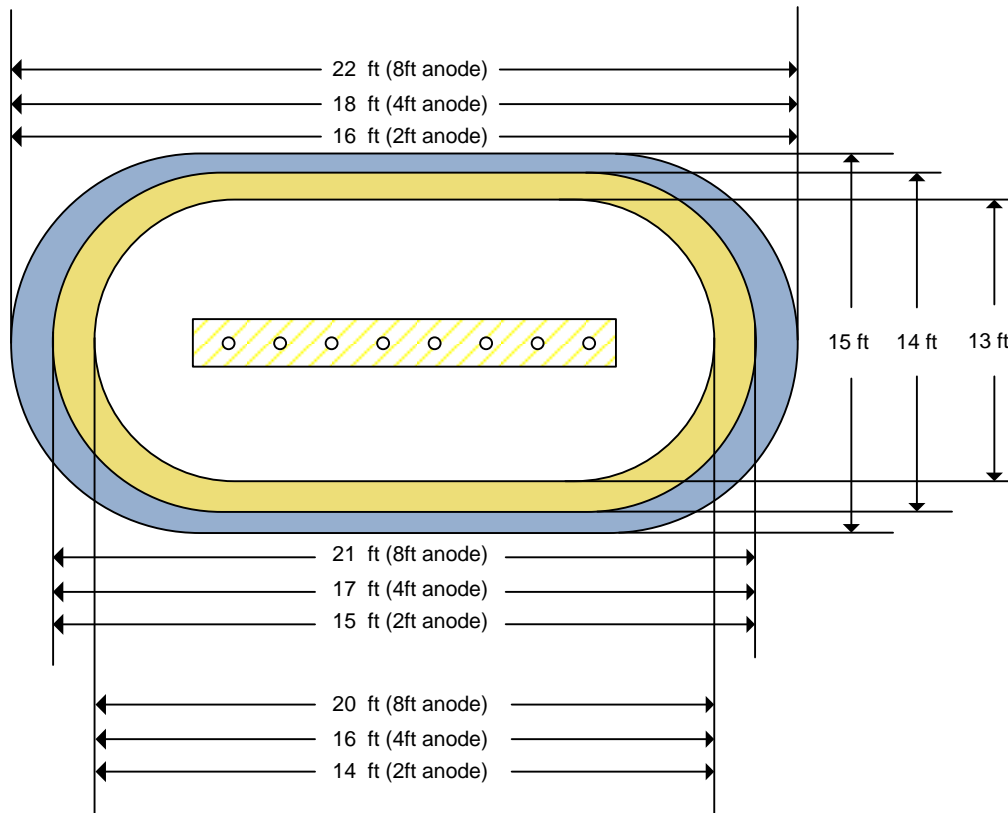


Figure E-1: Area to abrasive blast

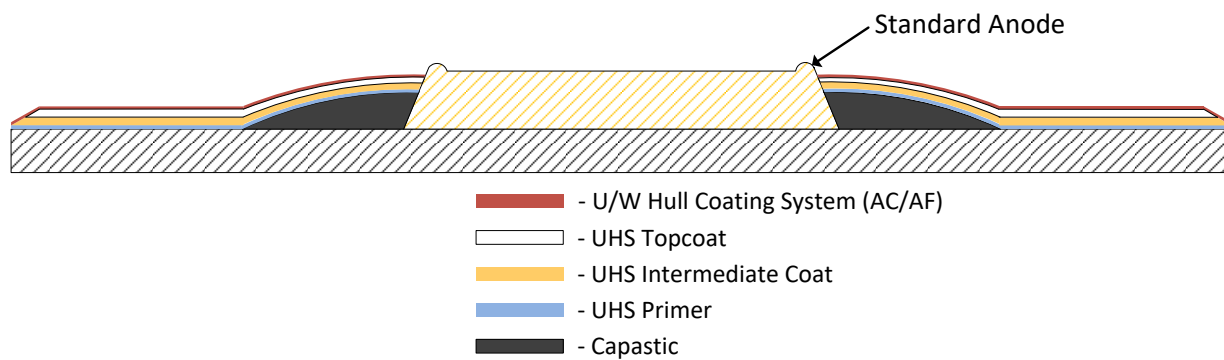


Figure E-2: Cross section of coating system and anode

Attachment F

Process for SSPC-SP 18 Thorough Spot and Sweep Blast Cleaning of Areas Previously Coated with MIL-PRF-23236, Type VII Coatings

The SSPC-SP 18 surface preparation must only be conducted in accordance with the specified lines in Tables 2 and 4. The SSPC-SP 18 surface preparation process must only be conducted in areas previously coated with MIL-PRF-23236, Type VII coatings. Validate that areas were previously coated with MIL-PRF-23236, Type VII coatings by QA records review or by validating dry film thicknesses in the area are between 14 and 30 mils.

Preparing an area in accordance with SSPC-SP 18 does not waive any surface preparation QA steps or data recording requirements except as modified below.

1. Blaster qualification. All blasters conducting SSPC-SP 18 surface preparation must be certified in accordance with SSPC C-7, SSPC CAS Level 2, or NAVSEA-approved equivalent.

2. Pre-job validate. Prior to starting abrasive blasting of an area to an SSPC-SP 18 level of cleanliness, the blaster must prepare a sample area that is 9 square feet or larger, and that includes corroded steel and MIL-PRF-23236, Type VII coating that is to be retained, to demonstrate compliance with SSPC-SP 18 requirements. Validate the SSPC-SP 18 requirements for retained coating in the area. Validation will include profile measurement on an area of exposed steel prepared to an SSPC-SP 10 level of cleanliness. Documentation of this validation shall be on QA Checklist Form Appendix 3 or Naval Shipyard QA Checklist Form Appendix 3 or 3A. The QA Checklist Form Appendix 3 or Naval Shipyard QA Checklist Form Appendix 3 or 3A must note the area will be prepared in accordance with SSPC-SP 18 and retained with the preservation records for the total preservation identified in the Work Specification.

3. Surface profile. For surfaces listed in 3.7, accomplish the requirements for profile measurements of 3.10.5 following SSPC-SP 18 preparation.

3.1 The required number of surface profile measurements must be calculated based on the cumulative area of substrate prepared to a near white metal, SSPC-SP 10 level of cleanliness. If the cumulative area prepared to SSPC-SP 10 is less than 100 square feet, a minimum of three profile measurement must be recorded. For areas listed in 3.7, document surface profile on QA Checklist Form Appendix 3 or Naval Shipyard QA Checklist Form Appendix 3 or 3A.

3.2 Profile measurements must not be accomplished on retained MIL-PRF-23236, Type VII coatings. The QA Checklist Form Appendix 3 or Naval Shipyard QA Checklist Form Appendix 3 or 3A must note the retained MIL-PRF-23236, Type VII coating was visually inspected in accordance with SSPC-SP 18.

4. Conductivity. For surfaces listed in 3.7, accomplish the requirements for conductivity measurements of 3.10.6. If the cumulative area prepared to SSPC-SP 10 is less than 100 square feet, a minimum of one conductivity measurement must still be recorded. For areas listed in 3.7, document conductivity on QA Checklist Form Appendix 4. Conductivity measurements must not be accomplished on retained MIL-PRF-23236, Type VII coatings.

5. SSPC-SP 1 inspection/validation. Upon completion of surface preparation in accordance with SSPC-SP 18, visually inspect retained MIL-PRF-23236, Type VII coating for staining, discoloration, or other evidence of hydrocarbon absorption. A visual water break test (ASTM F-21 or F-22) may be used to validate SSPC-SP 1 cleanliness in areas with retained MIL-PRF-23236, Type VII coating that may be stained or discolored. Any area that fails to pass a SSPC-SP 1 visual assessment and/or a water break test must be removed by abrasive blasting to an SSPC-SP 10 level of cleanliness.

6. Single coat application. Upon completion of surface preparation in accordance with SSPC-SP 18, apply one coat of MIL-PRF-23236, Type VII coating in accordance with the specified lines in Tables 2 and 4.

6.1 The applied coating must be in a contrasting color to the MIL-PRF-23236, Type VII coating that is retained after the SSPC-SP 18 surface preparation.

6.2 During paint application, a WFT gauge must be used to verify the application of proper film thickness (see 3.10.10.3 and SSPC-SP 18, section A8.5). WFTs must be taken on flat surfaces to ensure accuracy, and must be taken in areas where the paint was applied over retained MIL-PRF-23236, Type VII coating. WFT readings are not required to be recorded.

7. Coating inspection. Inspect newly applied MIL-PRF-23236, Type VII system as directed in 3.10.9 and accomplish DFTs per 3.10.9.1 and 3.10.10. For areas listed in 3.7, document on QA Checklist Form Appendix 7.

7.1 DFT readings must not be taken in areas where a stripe coat was applied.

7.2 The maximum allowable DFT for application of a MIL-PRF-23236, Type VII coating over an SSPC-SP 18 prepared surface is 60 mils.

NOTES OF TABLES ONE THROUGH 5 FOR SURFACE SHIPS

- (1) Draft marks are applied directly over the complete antifouling system.
- (2) Boottop - The boottopping is defined as the black area from minimum load waterline at which the ship is expected to operate to 12 inches above the maximum load waterline. The black paint is an antifouling paint conforming to MIL-PRF-24647. The haze gray MIL-PRF-24635 must not overlap onto the black MIL-PRF-24647 antifouling topcoat.
- (3) This area includes DDG-51 Class top of stacks (i.e., 05 level weather decks and bulwarks).
- (4) For the structural decks within the machinery spaces above the bilge line, use the Table Lines for "INTERIOR DECK PASSAGEWAYS NOT RECEIVING DECK COVERINGS."
- (5) Applicable to mast and yardarm surfaces as approved by the SUPERVISOR.
- (6) A minimum of 24 hours drying time must be allowed after last coat prior to undocking.
- (7) Within a zone or work area, a proprietary nonskid system listed on the QPL for MIL-PRF-24667 must be used.
- (8) For applications below 50 degrees Fahrenheit, MIL-PRF-24647 coatings must be used in accordance with the NAVSEA-reviewed ASTM F-718 to determine lower application temperature limit. Do not apply these coatings below 35 degrees Fahrenheit.
- (9) MIL-PRF-24596, Grade C, Classes 1 and 2 or MIL-DTL-24607 must be used if surface and ambient temperatures are less than 50 degrees Fahrenheit.
- (10) The "inner shield" is defined as the portion of the dielectric shield that extends 3 ft. from the anode in all directions. The "outer shield" is defined as the portion of the dielectric shield from the inner shield to a distance of 6 ft. from the anode. Repair of the inner shield area is required when total deteriorated inner shield surface area is from 0 to 2 percent, and no single spot is greater than one square foot. Repair of the outer shield area is required when total deteriorated outer shield surface area is from 0 to 10 percent, and no single spot is greater than one square foot. Replacement (new installation) of the entire dielectric shield is required when either of the above criteria is exceeded (damage to the inner shield is greater than 2 percent, OR damage to the outer shield is greater than 10 percent, OR any single spot damage is greater than one square foot). Repair of this system must be performed with EVOQUA Water Technologies LLC part number Capastic™ 35524 (W3T106410).
- (11) Attachments D must be used for sprayable dielectric shield application for removed and new anode installations. Attachment E must be used for sprayable dielectric shield application without removal of existing anodes.
 - a. During visual inspection, ensure anode surfaces are undamaged and free of paint and dielectric shield material.
 - b. The anode should remain covered with heavy cardboard or plywood to prevent damage or contamination by the ship's underwater hull coating system until just before undocking.

- (12) These systems may also be invoked for preservation of decks in spaces that are prone to wear and do not receive deck covering.
- (13) Anchors below lower boottopping limit must be painted in accordance with normal underwater hull anti-corrosion/antifouling system.
- (14) For MCM class ships, use walnut shells, garnet, or crushed glass for abrasive blast media. Waterjetting to NACE/SSPC-SP WJ-2/L may be used in place of NACE 2/SSPC-SP 10. Waterjetting to NACE/SSPC-SP WJ-3/L may be used in place of NACE 3/SSPC-SP 6.
- (15) Anchor chain and detachable links must be marked and color-coded in accordance with NSTM Chapter 581 unless otherwise directed by the Work Item or task order. Stern gate chain must be haze gray.
- (16) Apply polysulfide compound conforming to MIL-PRF-81733, Type II, Class 2, after primer application, prior to topcoat application.
- (17) Colors shown in Tables 631-8-10 and 631-8-11 of 2.2 must be specified by TYCOM, ship's Commanding Officer, or the SUPERVISOR for boats and small craft in accordance with Paragraph 631-8.18.3.2 of 2.2.
- (18) Restore each compartment marking in accordance with 2.11 and 2.12.
- (19) MIL-PRF-24667 nonskid systems must be applied as a complete system from the same manufacturer. The use of any manufacturer's MIL-PRF-24667 color topping is authorized over any MIL-PRF-24667 nonskid including type XI nonskid.
- (20) Prior to accomplishing painting of wooden underwater hulls, allow the hull to dry to a moisture content of 15 percent. Readings must be taken with an electronic moisture meter, Sovereign Moisture Master or equal. Cover grounding plates and zincs prior to painting.
- (21) Blasted surface metal must be degreased following walnut shell blasting. Even traces of residual oil will degrade paint adhesion. Appropriate safety precautions for working with flammable solvents must be enforced. Alternate procedure is a vigorous soap and water wash followed by pressurized fresh water rinse. Do not use a detergent and fresh water washdown when using aluminum oxide as an abrasive blast medium.
- (22) Peripheral deck edging and areas not receiving nonskid may use either the manufacturer's MIL-PRF-24667 color topping or MIL-PRF-24635 Type V. Aircraft tie-downs may be coated with MIL-DTL-24441 F-155 in lieu of nonskid color topping.
- (23) For DDG Flight II class ships where troughs are installed, topcoat using Deck Gray for trough covers and troughs.
- (24)

For application of the "single coat" products (by brush, roller, or spray), the product must be applied all at one time, meaning during a continuous spray and touch-up operation. Specifically, a "single-coat" system involves one color of paint, applied during one work evolution (i.e., no time is required to wait for the paint to dry), with a single pass or double pass. Because the spray application is one work evolution, coating inspection QA checkpoint 3.10.9 need only be conducted after completion of application of the full coat. Completing a single work evolution may involve actions over numerous days, but it is

still one evolution, requiring one QA checkpoint. If a tank or void is touched-up with a contrasting color, it is acceptable for the area to have a multi-color appearance.

- (25) Power impact tool cleaning using power-driven needle guns, chipping or scaling hammers, rotary scalers, single or multiple-piston scalers, or other similar impact cleaning tools must not be utilized in the cleaning methods.
- (26) For ***newly installed*** coating repair or replacement, maintain the relative humidity in the tank or void space at a maximum of 50 percent from surface preparation checkpoint acceptance until cure to recoat time of final touch-up of the topcoat; relative humidity must be maintained at a maximum of 85 percent from cure to recoat for the final touch-up of the topcoat through cure to service. For in-service coating touch-up until cure to immersion of topcoat, maintain relative humidity at a maximum of 85 percent.
- (27) Finish coats for boats and craft must be as specified in Paragraph 631-9.3.2 through 631-9.3.3 of 2.2 unless otherwise specified in the invoking Work Item or task order.
- (28) Thermal insulation must be soap and water cleaned and hand sanded.
- (29) Three coats of MIL-DTL-24441, Type III at 3-4 mils per coat can be substituted for 2 coats of MIL-DTL-24441, Type IV at 4-6 mils per coat, for total system DFT of 8-12 mils. Three full coats and 2 stripe coats of MIL-DTL-24441, Type III at 3-4 mils per coat can be substituted for 2 full coats and one stripe coat of MIL-DTL-24441, Type IV at 4-6 mils per coat, for total system DFT of 8-12 mils.
- (30) Grit blasting to near white metal is the preferred method of surface preparation. Only where grit blasting is not possible should power tool cleaning be used with prior authorization by the SUPERVISOR. Power tool cleaning should not be used for well deck areas frequently exposed to LCAC exhaust.
- (31) A low-pressure (3,000 to 5,000 PSI) fresh water washdown of the well deck area must be performed before either grit blasting or power tool cleaning to remove dirt, oil, grease, salts, and loosely adherent paint.
- (32) Upon completion of the 3.10.7 surface preparation, pH measurements will be documented on QA Checklist Form Appendix 3 in the comments section or Naval Shipyard General Comment Sheet. The pH must be in the range of 6.5 to 7.5. If the pH is not within this range, wash the surface with potable water until the required pH is obtained.
- (33) If approved by the SUPERVISOR, the surface preparation method of Spot and Sweep, described in Attachment C may be used in place of the surface preparation SSPC/NACE standard required in the Table Line.
- (34) These systems may also be invoked for preservation of well deck bulkheads and decks.
- (35) The topcoat in jet blast deflector (JBD) pits and barricade stanchions must be painted with one coat MIL-DTL-24441, white, 4-6 mils or MIL-PRF-23236 Type VI, white, at 4-8 mils.
- (36) SSPC-SP 11 must be the surface preparation standard used, even if the applicable NAVSEA-reviewed ASTM F718 has a more stringent requirement.

- (37) Total DFT specified for potable water tanks must not be exceeded except in isolated areas adjacent to shapes and stiffeners. In no case must the maximum DFT be exceeded by 2 mils. The isolated areas must be less than 2 percent of the total area.
- (38) Maintain the relative humidity in the tank at a maximum of 85 percent from the start of abrasive blasting to cure of the topcoat. By allowing 85 percent vice 50 percent relative humidity, this will reduce the service life of the tank from 15-20 years to 10-12 years.
- (39) PPG Industries PSX 892HS must not be used for surfaces that exceed 700 degrees Fahrenheit.
- (40) Do not stripe coat inside surfaces of the Sonar Trunk Guide Rail angles.
- (41) Apply 3 coats of a vapor barrier-coating compound, MIL-PRF-19565, in contrasting colors (final coat white), to thermal insulation within laundries, sculleries, galleys, drying rooms, and to thermal insulation on the warm side of refrigerated stores spaces.
- (42) High temperature areas of exhaust pipe exteriors include air eductors and exhaust stacks.
- (43) In lieu of white, use Light Gray, Color No. 26373 (Low Solar Absorption only). In lieu of black, use Ocean Gray, Color No. 26173 (Low Solar Absorption only).
- (44) These systems must also be invoked for Aircraft Electrical Servicing Stations (AESS) trunks.
- (45) Passive Counter-measure System (PCMS) tile on the bow flares must be painted with the same topcoat as the freeboard.
- (46) *Intentionally left blank.*
- (47) The topcoats for ordnance/non-ordnance pyrotechnic locker sun shields must be painted white or as directed by NAVSEA.
- (48) All of the AC and AF coats in the product system must be from the same manufacturer.
- (49) *Intentionally left blank.*
- (50) "Cosmetic" color topping is not to be applied on top of nonskid on vertical replenishment or aviation decks.
- (51) Inorganic zinc silicate coatings must be applied in accordance with the manufacturer's instruction.
- (52) Do not blast fin stabilizers to near white metal. As-received fin stabilizers must be brush-off blasted to NACE 4/SSPC-SP 7 (Brush-Off Blast Cleaning) in lieu of near white metal blast to ensure polymer fairing compound is not removed prior to application of paint. Blank, wrap, cover, or mask equipment, shafts and openings to preclude damage and prevent entry of contaminants prior to cleaning operation. Remove protective covering upon completion of preservation operations.
- (53) "Total System" value is only listed when it is more stringent than the sum of the individual coats of the system.

- (54) This Table Line does not apply to propulsion plant water tanks aboard nuclear-powered ships.
- (55) For MIL-PRF-23236 Type VII Class 9, 9/18, 11, and 11/18 paints, follow the NAVSEA-reviewed ASTM F718 for temperatures, cure and recoat times. This supersedes the 70 degree Fahrenheit, 36/12-hour/5 day requirement.
- (56) Do not apply nonskid to 7 inch wide strip of deck surface in way of the hangar door seal interface on DDG-51 Class Flight II-A ships.
- (57) Painting PCMS tile on paint-allowed PCMS ships will be to match surrounding surfaces and as designated by the SUPERVISOR. Painting is prohibited on no-paint PCMS ships.
- (58) Products used for the primer or single coat must contain OAP. Touch-up coating is not required to contain OAP.
- (59) Composition L nonskid may be used in Composition G areas with TYCOM approval.
- (60) MIL-PRF-24667 Composition L material must be applied in areas designated by the VLA General Services Bulletin Number 8.
- (61) For flight decks equipped with RAST tracks, see Figure One for guidance on RAST track plates.

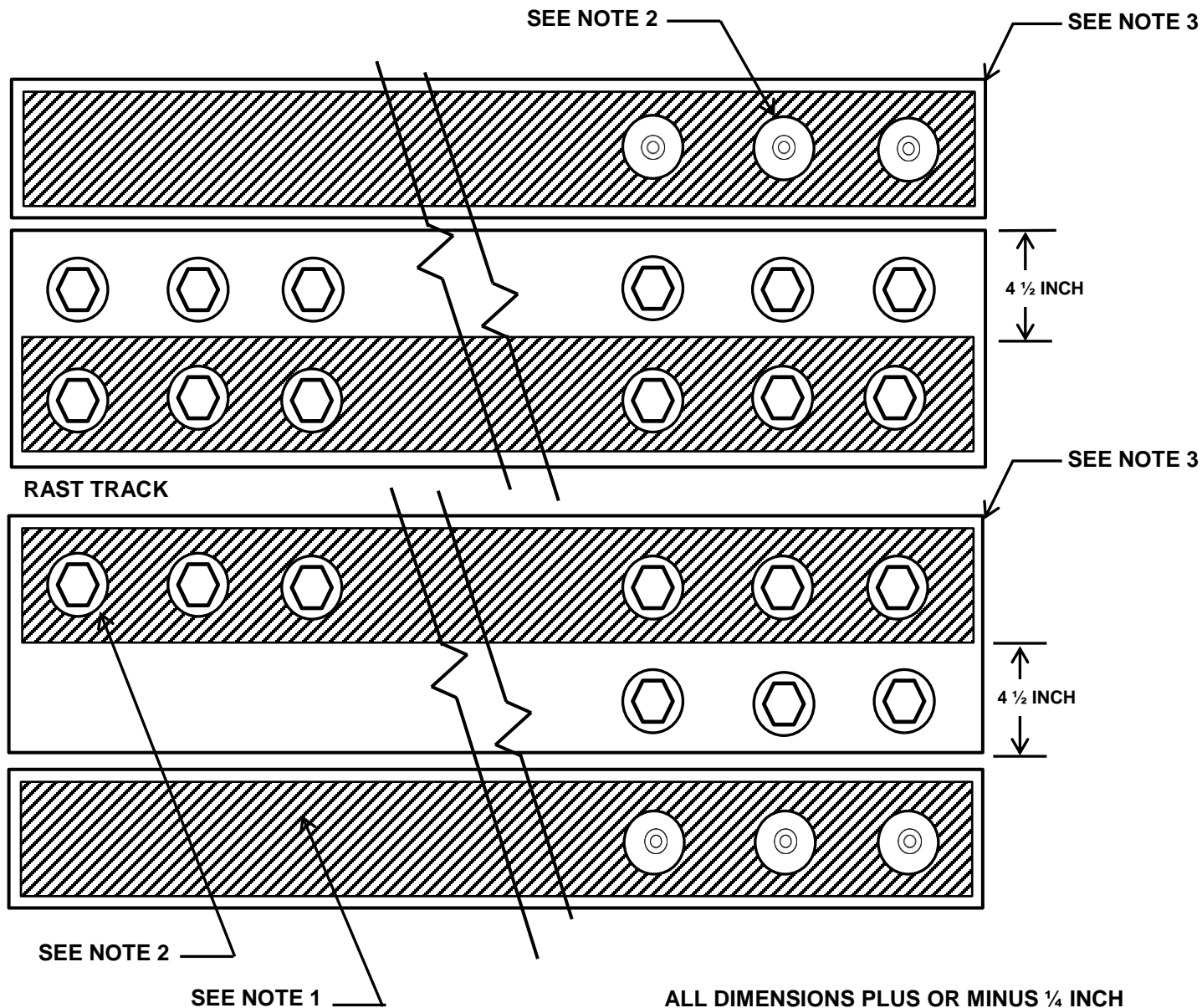


Figure One

NOTES:

1. APPLY NONSKID ONLY TO CROSS-HATCHED AREAS.
2. NO NONSKID ON 2-3/4 to 3-1/4 INCH DIAMETER CIRCLES CENTERED ON HOLES.
3. ¾ INCH MASKING AROUND ALL PLATE EDGES.

- (62) Once the old nonskid system is removed, or if it is a new deck being prepared for nonskid system installation, the surface of the GRP fiberglass must be lightly hand-sanded with 80-grit paper to roughen the surface.

- (63) Nonskid must be applied to within 2-3 inches of deck fittings and protrusions. Nonskid must be applied to within 4-6 inches from coamings and deck edges. Areas underneath protrusions, such as stowage racks or fire stations that are normally found on hangar decks, or coaming areas of decks not subject to vehicle or aircraft movement, need not comply with the 4-6 inch rule for applying nonskid near deck edges.
- (64) Primer coat(s) must be from the same manufacturer as the other coats in the system.
- (65) Fuel oil storage, fuel oil service, fuel oil gravity head tanks, and diesel service tanks are not required to be painted unless specifically addressed in the tables. For existing paints, when flaking occurs, SSPC-SP 3 surface preparation must be accomplished and a light coat of system fluid must be wiped over the surface prior to closing. If preconstruction primer was applied in accordance with 3.1.5, it may be retained, but it must be overcoated with one coat MIL-PRF-23236, Type V, VI, or VII Class 5 at 4-8 mils.
- (66) Do not apply primer to bulkheads and overheads.
- (67) ***Prepare surfaces in accordance with Thorough Spot and Sweep Blast Cleaning as described in Attachment F.***
- (68) For interior surfaces of stern tubes and extensions, strut barrels, fairwater interiors, shaft flanges (not exposed to seawater) and coupling covers, only apply 2 coats of anti-corrosive.
- (69) Intentionally left blank.
- (70) MIL-PRF-24635, Type III, Class 2, Grade B or C is permitted for touch-up repairs of existing MIL-PRF-24635, Type III, Class 2, Grade B or C.
- (71) Hand sand or use orbital sander with 80-120 grit sandpaper.
- (72) MIL-PRF-24667 Type I spray-applied products are not authorized for application to critical coated areas on CVNs.
- (73) Runs, drips, and sags may appear in application of MIL-PRF-23236, Type VII paint. When wet, runs, drips, and sags must be brushed out to form a smooth, uniform film. When cured, runs, drips, and sags must be evaluated by the SUPERVISOR and if found to be detrimental to the coating system, must be repaired.
- (74) Painting over PCMS tile is not allowed, except tiles that are installed to the hull.
- (75) The entire deck surface (i.e. forecastle, fantail, flight, etc.) containing a Vertical Replenishment Deck area must be considered a critical coated area as addressed in 3.7.
- (76) For aircraft carriers, substitute 1 stripe coat of primer for the 2nd primer full coat.
- (77) Bilge drain wells are to be coated with the coating systems for machinery spaces, bilges & distilling unit pans. The MIL-PRF-32584, Type III coating system for AFFF decks (i.e., under AFFF Proportioning Units) may be applied to bilge drain wells and must be applied to bilge drain wells on DDG and CG Class ships.
- (78) SSPC-SP 3 of tightly adherent paint may be used for locations located 12 inches and above the inner bottom tank top for the bilge area, with the exception that the exterior structure of stand-alone tanks on aircraft carriers will require a minimum of SSPC-SP 11.

- (79) ***Intentionally left blank.***
- (80) Maximum water pressure must be such that 30 seconds of stationary operation of the vacuum self-contained equipment produces no visible degradation of the nonskid surface. Vacuum self-contained equipment must be capable of cleaning within 4 inches of bulkheads, coamings, and other deck appurtenances.
- (81) Abrade sides of dielectric shield anode bars by hand with 80 grit sandpaper to SSPC-SP 2 and verify SSPC-SP 1 cleanliness prior to first application of dielectric shield to the bar.
- (82) Each cell hatch lip must be prepared to SSPC-SP 2.
- (83) Nonskid on vehicle ramps must be rolled perpendicular to the main axis of the ramp. Welds must not be cross-rolled on vehicle ramps.
- (84) ***For applications when substrate temperature cannot be maintained above 50 degrees Fahrenheit, MIL-PRF-23236 coatings must be used in accordance with the NAVSEA-reviewed ASTM F718 to determine the lower application temperature limit. Do not apply these coatings below 35 degrees Fahrenheit substrate or ambient temperature.***
- (85) As designated by the SUPERVISOR, apply topside coating colors and patterns in accordance with 2.7.
- (86) For aircraft carriers only, MIL-PRF-24635, Type III, Class 2, Grade B or C may be substituted where MIL-PRF-24635, Type V and VI, Class 2, Grade B or C is specified.
- (87) Coat the prepared surface one foot beyond the prepared surfaces, cut back areas of 1 1/2 inches from cutouts, exposed edges, high wear areas, and label plates and 2 inches from the deck with MIL-PRF-24635, Type V or VI, Class 2, Grade B or C.
- (88) If no products are listed on QPL-32584, utilize the legacy QPLs as listed below,
a. MIL-PRF-32584, Type I: MIL-PRF-32171, Type I
b. MIL-PRF-32584, Type II: MIL-PRF-32171, Type III
c. MIL-PRF-32584, Type III: MIL-PRF-32171, Type IV
- (89) When hand tool or power tool aluminum cleaning to SSPC-SP 2 Hand Tool Cleaning, SSPC-SP 3 Power Tool Cleaning, SSPC-SP 11 Bare Metal Power Tool Cleaning, and SSPC-SP 15 Commercial Power Tool Cleaning only stainless steel needles, stainless steel bristle impact belts, stainless steel wire brushes, stainless steel scouring pads, or aluminum oxide abrasive sanding pads must be used. None of these materials must have been previously used on other metal, or for the removal of copper pigmented paint, prior to being used on aluminum. Rotary sanders or grinders fitted with abrasive discs or flap wheels, and rotary impact tools fitted with cutter or hammer bundle assemblies are not authorized on aluminum substrates. Rotary impact tools may only be fitted with tungsten carbide tipped, rubber impregnated woven nylon cloth flaps.
- (90) When waterjetting an aluminum surface to SSPC-SP WJ-2/NACE WJ-2, the surface cleanliness requirements must be the same as that stated in the standard, except that the words "corrosion products" must be substituted for the word "rust"; and the flash rusting requirement does not apply.

- (91) For nonskid removal using waterjetting on LCS 2 Class ships, the pressure must not exceed 30,000 PSI.
- (92) After nonskid installation, remove masking from bolted-crossbar aircraft securing fittings. Unless directed by the SUPERVISOR, do not conduct surface preparation or apply coatings to bolted-crossbar aircraft securing fittings.
- (93) ***Except in machinery spaces of nuclear-powered ships and medical spaces, TT-P-645 may be replaced by MIL-DTL-24607 applied at 2-4 mils per coat.***
- (94) ***For wet spaces or weather exposed spaces, topcoat to match surrounding area.***
- (95) ***Runs, drips, and sags may appear during application of FSI paint. When wet, runs, drips, and sags must be brushed out to form a smooth, uniform film. Runs, drips, or sags that have dried to touch in accordance with the NAVSEA-reviewed ASTM F718 must not be sanded to reduce DFT without approval of the SUPERVISOR.***

NOTES OF TABLES 6 THROUGH 8 FOR SUBMARINES

- (1A) Hull inserts must be coated with the preservation system applied to adjacent surfaces. Extend paint system on to non-ferrous liner or cladding *for a minimum of 1/2 inch or as directed by the SUPERVISOR*. For MBT vent valves, preserve weld radius of the clad sealing surface and the vertical surface mating with the MBT vent valve gasket retainer; the only surface which is not painted is the horizontal clad sealing surface which mates with the MBT vent valve disc gasket.
- (2A) Alternating AF colors may be used. Final coat can be red or black.
- (3A) The upper boottop limit is extended to 12 *inches* above the maximum condition diving trim waterline. For all surfaces above max beam that are to receive AF, all coats must be black. The final coat of all exterior paint systems above the upper boottop must also be black.
- (4A) A minimum of 24 hours drying time must be allowed after last coat prior to undocking.
- (5A) Products used for the primer or single coat must contain OAP. Touch-up coating is not required to contain OAP.
- (6A) Blasting is not allowed in machinery spaces.
- (7A) Topcoat color must match surrounding paint on visible surfaces.
- (8A) MIL-PRF-23236 Type VII Class 17 NAVSEA-reviewed paints for interior submarine use under the Submarine Atmosphere Control Manual are International Interbond 998 and Sherwin-Williams Euronavy ES301.
- (9A) To minimize premature yellowing, chlorinated alkyd-based paints (MIL-DTL-24607) must not be applied within 4 weeks before and after the application of amine-cured epoxy paints formulated to MIL-PRF-23236.
- (10A) When using MIL-DTL-24607 paints, use Table 631-8-10 of 2.2 to select approved colors.
- (11A) MIL-PRF-24596 Class 2, Grade A, and Formula 25A may be substituted for MIL-DTL-24607 chlorinated alkyd enamels. Color must match the existing surroundings.
- (12A) The SSBN/SSGN-726 Class logistics escape trunk (LET) fasteners and bubble skirt knife edge in way of gaskets and fasteners for LET upper hatch fairings are to be left unpainted.
- (13A) The Environmental Protection Agency (EPA) has found that samples of vermiculite ore contain asbestos fibers. Vermiculite was used as an anti-sweat treatment on the upper hatch covers on submarines. All facilities and workers must assume vermiculite contains asbestos fibers until it has been tested. All facilities are to test new vermiculite or vermiculite in use prior to working with the material. Workers who are doing work with or near vermiculite should be aware that it may contain asbestos and proper precautions must be used.
- (14A) The requirements of SSPC-SP 1 must be met via a HP or UHP fresh water washdown of the tank prior to blasting the tank to NACE 2/SSPC-SP 10.

- (15A) Motor generators require protection from paints conforming to MIL-DTL-24441 or MIL-PRF-23236 during application and curing of the paint. When these paints are being applied or cured while venting in a space containing motor generators, the motor generators must be protected using a NAVSEA-approved procedure. For 300 kilo-watt (kW) and 500 kW motor generators, a positive pressure unit according to Appendix A of the motor generator technical manual must be used. Maintenance on motor generators must not be performed for a minimum of 5 days after painting with MIL-DTL-24441 and MIL-PRF-23236 paints or any application of silicones (e.g., TT-P-28, MIL-PRF-24635 silicone enamels) in the engine room.
- (16A) When lead is removed from lead bins, the structure must be blasted to NACE 2/SSPC-SP 10 and preserved with an ultra-high solids paint, (even if the surrounding structure is being touch-up painted) prior to installing lead.
- (17A) Non-ferrous and corrosion-resistant steel piping and CRES torpedo system components in torpedo impulse tanks must not be painted; non-ferrous and CRES piping above residual waterline in MBTs is not required to be painted.
- (18A) Succeeding coats of the coating system must be of contrasting color, and the top coat must be white or a very light pastel shade.
- (19A) CRES fasteners (studs, nuts, washers) used to secure Type II vibration damping and acoustic tiles may be left unpainted.
- (20A) Unpainted upper portions of Normal Fuel Oil (NFO) and all areas of hydraulic oil, hydrophone, and Clean Fuel Oil (CFO) tanks must not be painted unless required in Table 8. Surface preparation and URO MRC 003 inspections are to be performed as required and bare steel must be coated with applicable system fluid or preservative as approved by the SUPERVISOR. Lube oil sludge tanks on SSBN/SSGN-726 Class submarines must not be painted.
- (21A) Reduced touch-up paint curing procedures of Section 7 of 2.2 do not apply to these surfaces. Also, note accelerated touch-up times authorized by 2.2 are for non-reactor potable water tanks only, and therefore are not to be used for potable water, reserve feedwater, and freshwater drain collecting tanks unless specifically approved by NAVSEA.
- (22A) Total DFT specified in Table 8 for potable water tanks must not be exceeded except in isolated areas adjacent to shapes and stiffeners. In no case must the maximum DFT be exceeded by more than 2 mils. The isolated areas must be less than 2 percent of the total area. For touch-up or overcoating intact aged paint in good condition, the same requirements for each coat apply, and the total film thickness maximum requirement may be corrected to allow for thickness of underlying aged paint.
- (23A) Prior to surface preparation, flasks must be depressurized. Barrier protection must be in accordance with NAVSEA S0400-AD-URM-010/TUM, Tag-Out User's Manual (TUM), Appendix G.
- (24A) Welds and area above welds will be coated with MIL-DTL-24441 primer (at 4-6 mils/coat) and 2 coats MIL-PRF-24635 (Composition 2 at 5 - 8 mils/coat or Composition 1 at 2 - 3 mils/coat). Tek-Haz paint system must be applied in accordance with EB Specification 4277 and will extend to a line even with the underside of the ventilation plenum welds, but not including the welds.

- (25A) Bilge and Drain Collection Tanks includes the following: Bilge Collecting Tanks, Bilge Collecting Sump Tanks, Non-Oily Drain Collecting Tanks (other than Fresh Water), Oily Drain Collecting Tanks, Bilge Water Processing Tank, Drain Water Collecting Tanks, VLS Drain Collecting Tank, Oil Collection Tanks.
- (26A) For Moored Training Ships (MTS), the antifoulant coating is not required, because the tanks are blanked off and filled with fresh water.
- (27A) Conduct low voltage holiday detection on 100 percent of potable water tanks when MIL-DTL-24441 Type III paint is being applied. Holiday detection must also be performed on any repaired (touch-up) areas of an existing paint system. The holiday checks are to be performed after application of the topcoat using a low voltage wet sponge holiday detector. Any holidays (defects to bare metal) found must be marked by the inspector and the area touched-up. Holiday checks must be performed again on these areas after repair.
- (28A) All painting with organic solvent-based paints (alkyd, epoxy, oil based) that exceeds 1 quart per day for the entire ship must be completed 5 days prior to the date of departure as determined by the Commanding Officer. Date of departure, as it relates to painting, is the date of first dive after departure for a period of operation.
- (29A) For **newly installed** coating repair or replacement, maintain the relative humidity in the tank or void space at a maximum of 50 percent from surface preparation checkpoint acceptance until cure to recoat time of final touch-up of the topcoat; relative humidity must be maintained at a maximum of 85 percent from cure to recoat for the final touch-up of the topcoat through cure to service. For in-service coating touch-up until cure to immersion of topcoat, maintain relative humidity at a maximum of 85 percent.
- (30A) If no products are listed on QPL-32584, utilize the legacy QPLs as listed below,
a. MIL-PRF-32584, Type I: MIL-PRF-32171, Type I
b. MIL-PRF-32584, Type II: MIL-PRF-32171, Type III
- (31A) Tank manhole covers are critical coated areas. Solvent-based paint systems may be used to paint manhole covers of tanks painted with high solids paint systems due to fit-up issues associated with high solids paint systems. Powder coatings must not be applied to reserve feedwater, potable water, freshwater drain collecting, and steam surge tank manhole covers.
- (32A) Areas visible from above must be topcoated either gray or black.
- (33A) Total number of coats and total DFT specified in Table 7 for all interior spaces must not be exceeded. Maximum system total DFT must not exceed 17 mils for surfaces topcoated with MIL-DTL-24607, 21 mils for surfaces topcoated with MIL-PRF-24596, or 24 mils for surfaces topcoated with Formula 25A.
- (34A) Naval Shipyards are allowed to work on these items. All other activities are to be approved by NAVSEA.
- (35A) The David Taylor Research Center paint system (DTRC 2844-1110 and 2844-1109) may be used on other exterior hull areas. This is to allow areas adjacent to areas covered by MIP or SHT to be re-preserved the same as MIP or SHT areas. For areas requiring stripe coat, refer to 3.2.

- (36A) Areas within the HOSUB Deep Submergence System/Scope of Certification (DSS-SOC) boundary are not covered by this Standard Item but are covered by the applicable DSS-SOC preservation maintenance standard. The SUPERVISOR should be contacted to specify the areas that are outside the DSS-SOC boundary.
- (37A) Runs, drips, and sags may appear in application of MIL-PRF-23236, Type VII paint. When wet, runs, drips, and sags must be brushed out to form a smooth, uniform film. When cured, runs, drips, and sags must be evaluated by the SUPERVISOR and if found to be detrimental to the coating system, must be repaired.
- (38A) Final grooming of bow domes and chin arrays must be performed by qualified shipyard personnel. Final surface finish of bow domes must be 180 microinches Ra or smoother. Measure and record surface roughness in accordance with ASME B46.1-2009 Surface Texture (Surface Roughness, Waviness, and Lay.) If necessary, groom the surface of the dome to attain a maximum surface roughness of 180 microinches Ra. This additional grooming can be accomplished by wet sanding the surface by hand using 120 grit paper and fresh water. Refer to the appropriate bow dome manual for the class for more specific guidance on surface roughness, grooming and paint application.
- (39A) For MIL-PRF-23236, Type VII, Class 9 and 9/18 paints, follow the NAVSEA-reviewed ASTM F718 for temperatures, cure, and recoat times. This supersedes the 70 degree Fahrenheit, 36/12-hour/5-day requirement.
- (40A) For application of the "single coat" products (by brush, roller, or spray), the product must be applied all at one time, meaning during a continuous spray and touch-up operation. Specifically, a "single-coat" system involves one color of paint, applied during one work evolution (i.e., no time is required to wait for the paint to dry), with a single pass or double pass. Because the spray application is one work evolution, coating inspection QA checkpoint 3.10.9 need only be conducted after completion of application of the full coat. Completing a single work evolution may involve actions over numerous days, but it is still one evolution, requiring one QA checkpoint. If a tank or void is touched-up with a contrasting color, it is acceptable for the area to have a multi-color appearance.
- (41A) Powder coatings approved for use on submarines *must comply with 2.4 and 2.6*.
- (42A) Low Pressure Water Clean (LP WC) with a fan spray starting at a pressure of 1,000 PSI. Keep the cleaning lance nozzle tip perpendicular to and at least 4 *inches* from the surface. Increase pressure, if needed, in increments of 500 PSI up to a maximum of 5,000 PSI. Remove all paints down to sound gray or green anti-corrosive paint (F-151 or F-150) or bare GRP. Remove any remaining barnacle particles or other foreign objects with wood or plastic scrapers, or by sanding. Do not use wire brushes or other abrasive instruments.
- (43A) Remove all marine growth and existing paint from the boot surface by LP WC or sanding with soft back dual action or soft back random orbital sanders and 60 grit paper. Observe extreme caution when LP WC. Measure stand-off distance and control nozzle pressure to assure that the boot is not damaged during the cleaning process. LP WC must be performed using fresh water with a starting pressure of 1,000 PSI. Pressure must be increased in 500 PSI increments until the desired results are obtained. Scuff the entire boot surface using 60 grit paper or equivalent coarseness Scotch-Brite pad to remove any remaining paint and provide an adequately prepared surface for paint application. Clean the bare boot surface with degreasing solvent per MIL-PRF-680, Type I.
- (44A) Do not apply nonskid to Fairwater Planes or Retractable Bow Planes.

- (45A) MIL-PRF-24647 and MIL-DTL-24441, Type IV coatings may be used for cold weather applications below 50 degrees Fahrenheit. For cold weather applications of MIL-PRF-24647 and MIL-DTL-24441, Type IV coatings, the NAVSEA-reviewed ASTM F718 must be used to determine lower application temperature limit. Do not apply these coatings below 35 degrees Fahrenheit.
- (46A) Navy Formula F-187 cannot be applied over F-184.
- (47A) If performing touch-up of paint in Steam Plant Surge Tanks, one coat Dampney Company ENDCOR 450 (no DFT required) must be applied prior to application of the coats of Apexior No. 1.
- (48A) Foundation bearing surfaces for the bedplate or outboard transducer array assembly (OTAA) and surfaces of all through bolt mounting holes must be coated with one coat MIL-DTL-24441, Type IV, F-150 at 5 - 7 mils. These surfaces are not to be coated with single coat high solids and DFTs on these surfaces must not exceed 8 mils.

TABLE ONE STEEL SURFACES SURFACE SHIPS	LINE	A SURFACE PREPARATION	B PRIMER	C	D	E KEEL TO BOTTOM OF BOOTTOP	F BOOTTOP	G DRAFT MARKS
	2	<p>NEAR WHITE METAL BLAST, NACE 2/SSPC-SP 10 - OR - WATERJETTING TO NACE/SSPC-SP WJ-2/M - OR - SSPC-SP 10/M (WAB)/NACE WAB-2/M</p> <p><i>SEE NOTE (33)</i></p>	<p>ONE AC COAT MIL-PRF-24647, TYPE III, CLASSES 1, 2, AND 3, GRADE A, RED, 5 - 7 MILS -- & -- ONE AC COAT MIL-PRF-24647, TYPE III, CLASSES 1, 2, AND 3, GRADE A, GRAY, 5 - 7 MILS</p> <p>SEE NOTE (8)</p>			<p>ONE AF TIE COAT 3 - 5 MILS -- & -- ONE AF FULL COAT 5 - 7 MILS MIL-PRF-24647, TYPE III, CLASSES 1, 2, AND 3, GRADE A</p> <p>SEE NOTES (2), (6), (8) & (68)</p>	<p>ONE AF TIE COAT 3 - 5 MILS -- & -- ONE AF FULL COAT 5 - 7 MILS MIL-PRF-24647, TYPE III, CLASSES 1, 2, AND 3, GRADE A</p> <p>SEE NOTES (2), (6), & (8)</p>	<p>ONE COAT MIL-PRF-24635 TYPE V OR VI, CLASS 2, GRADE B OR C, COMPOSITION 2, LIGHT GRAY (LOW SOLAR ABSORPTION ONLY) TO BOOTTOPPING & BELOW, 5 - 8 MILS --OR-- ONE COAT MIL-PRF-24635 TYPE V OR VI, CLASS 2, GRADE B OR C, COMPOSITION 1, LIGHT GRAY (LOW SOLAR ABSORPTION ONLY) TO BOOTTOPPING & BELOW, 2-3 MILS --OR-- COMMERCIAL GRADE WHITE AF</p> <p>ONE COAT MIL-PRF-24635, COMPOSITION 2, OCEAN GRAY (LOW SOLAR ABSORPTION ONLY) ABOVE BOOTTOPPING, 5 - 8 MILS --OR-- ONE COAT MIL-PRF-24635, COMPOSITION 1, OCEAN GRAY (LOW SOLAR ABSORPTION ONLY) ABOVE BOOTTOPPING, 2 - 3 MILS</p> <p><i>SEE NOTE (1)</i></p>

TABLE ONE STEEL SURFACES	LINE	A SURFACE PREPARATION	B PRIMER	C	D	E KEEL TO BOTTOM OF BOOTTOP	F BOOTTOP	G DRAFT MARKS
SURFACE SHIPS								
UNDERWATER HULL (KEEL TO TOP OF BOOTTOP, INCLUDING PROPULSION SHAFT OUTBOARD BEARING VOIDS AND SEA CHESTS) UP TO 7 YEARS SERVICE LIFE	3	<p>NEAR WHITE METAL BLAST, NACE 2/SSPC-SP 10 - OR - WATERJETTING TO NACE/SSPC-SP WJ-2/M - OR - SSPC-SP 10/M (WAB)/NACE WAB-2/M</p> <p>SEE NOTE (33)</p>	<p>ONE AC COAT MIL-PRF-24647, TYPE I OR II, RED, 5-7 MILS -- & -- ONE AC COAT MIL-PRF-24647, TYPE I OR II, GRAY, 5 - 7 MILS</p> <p>SEE NOTES (8) & (48)</p>			<p>ONE AF COAT MIL-PRF- 24647, TYPE I OR II, BLACK -- & -- ONE AF COAT MIL-PRF- 24647, TYPE I OR II, RED, 5 - 7 MILS/COAT</p> <p>SEE NOTES (2), (6), (8), (48) & (68)</p>	<p>2 AF COATS MIL-PRF-24647, TYPE I OR II, BLACK, 5 - 7 MILS/COAT</p> <p>SEE NOTES (2), (6), (8) & (48)</p>	<p>ONE COAT MIL-PRF-24635 TYPE V OR VI, CLASS 2, GRADE B OR C, COMPOSITON 2, LIGHT GRAY (LOW SOLAR ABSORPTION ONLY) TO BOOTTOPPING & BELOW, 5 - 8 MILS --OR-- ONE COAT MIL-PRF-24635 TYPE V OR VI, CLASS 2, GRADE B OR C, COMPOSITION 1, LIGHT GRAY (LOW SOLAR ABSORPTION ONLY) TO BOOTTOPPING & BELOW, 2-3 MILS --OR-- COMMERCIAL GRADE WHITE AF</p> <p>ONE COAT MIL-PRF-24635, COMPOSITION 2, OCEAN GRAY (LOW SOLAR ABSORPTION ONLY) ABOVE BOOTTOPPING, 5 - 8 MILS --OR-- ONE COAT MIL-PRF-24635, COMPOSITION 1, OCEAN GRAY (LOW SOLAR ABSORPTION ONLY) ABOVE BOOTTOPPING, 2 - 3 MILS</p> <p>SEE NOTE (1)</p>

TABLE ONE STEEL SURFACES SURFACE SHIPS	LINE	A SURFACE PREPARATION	B PRIMER	C	D	E KEEL TO BOTTOM OF BOOTTOP	F BOOTTOP	G DRAFT MARKS
	4	<p>NEAR WHITE METAL BLAST, NACE 2/SSPC-SP 10 - OR - WATERJETTING TO NACE/SSPC-SP WJ-2/M - OR - SSPC-SP 10/M (WAB)/NACE WAB-2/M</p> <p>SEE NOTE (33)</p>	<p>ONE AC COAT MIL-PRF-24647, TYPE III, CLASSES 1, 2, AND 3, GRADE A, RED, 5 - 7 MILS -- & -- ONE AC COAT MIL-PRF-24647, TYPE III, CLASSES 1, 2, AND 3, GRADE A, GRAY, 5 - 7 MILS</p> <p>SEE NOTE (8)</p>			<p>ONE AF TIE COAT 3 - 5 MILS -- & -- ONE AF FULL COAT 5 - 7 MILS MIL-PRF-24647, TYPE III, CLASSES 1, 2, AND 3, GRADE A</p> <p>SEE NOTES (2), (6), (8) & (68)</p>	<p>ONE AF TIE COAT 3 - 5 MILS -- & -- ONE AF FULL COAT 5 - 7 MILS MIL-PRF-24647, TYPE III, CLASSES 1, 2, AND 3, GRADE A</p> <p>SEE NOTES (2), (6), & (8)</p>	<p>ONE COAT MIL-PRF-24635 TYPE V OR VI, CLASS 2, GRADE B OR C, COMPOSITION 2, LIGHT GRAY (LOW SOLAR ABSORPTION ONLY) TO BOOTTOPPING & BELOW, 5 - 8 MILS --OR-- ONE COAT MIL-PRF-24635 TYPE V OR VI, CLASS 2, GRADE B OR C, COMPOSITION 1, LIGHT GRAY (LOW SOLAR ABSORPTION ONLY) TO BOOTTOPPING & BELOW, 2-3 MILS --OR-- COMMERCIAL GRADE WHITE AF</p> <p>ONE COAT MIL-PRF-24635, COMPOSITION 2, OCEAN GRAY (LOW SOLAR ABSORPTION ONLY) ABOVE BOOTTOPPING, 5 - 8 MILS --OR-- ONE COAT MIL-PRF-24635, COMPOSITION 1, OCEAN GRAY (LOW SOLAR ABSORPTION ONLY) ABOVE BOOTTOPPING, 2 - 3 MILS</p> <p>SEE NOTE (1)</p>

TABLE ONE STEEL SURFACES	LINE	A SURFACE PREPARATION	B PRIMER	C	D	E KEEL TO BOTTOM OF BOOTTOP	F BOOTTOP	G DRAFT MARKS
SURFACE SHIPS								
UNDERWATER HULL (KEEL TO TOP OF BOOTTOP, INCLUDING PROPULSION SHAFT OUTBOARD BEARING VOIDS AND SEA CHESTS) UP TO 12 YEARS SERVICE LIFE	5	<p><i>NEAR WHITE METAL BLAST, NACE 2/SSPC-SP 10 - OR - WATERJETTING TO NACE/SSPC-SP WJ-2/M - OR - SSPC-SP 10/M (WAB)/NACE WAB-2/M</i></p> <p><i>SEE NOTE (33)</i></p>	<p><i>ONE AC COAT MIL-PRF-24647, TYPE I OR II, 5-7 MILS -- & -- ONE AC COAT MIL-PRF-24647, TYPE I OR II, 5 - 7 MILS</i></p> <p><i>SEE NOTES (8) & (48)</i></p>			<p>ONE AF COAT MIL-PRF-24647, TYPE II, RED -- & -- ONE AF COAT MIL-PRF-24647, TYPE II, BLACK -- & -- ONE AF COAT MIL-PRF-24647, TYPE II, RED, 5 - 7 MILS/COAT</p> <p>SEE NOTES (2), (6), (8), (48) & (68)</p>	<p>ONE AF COAT MIL-PRF-24647, TYPE II, RED AND 2 AF COATS MIL-PRF-24647, TYPE II, BLACK, 5 - 7 MILS/COAT</p> <p>SEE NOTES (2), (6), (8) & (48)</p>	<p><i>ONE COAT MIL-PRF-24635 TYPE V OR VI, CLASS 2, GRADE B OR C, COMPOSITION 2, LIGHT GRAY (LOW SOLAR ABSORPTION ONLY) TO BOOTTOPPING & BELOW, 5 - 8 MILS --OR-- ONE COAT MIL-PRF-24635 TYPE V OR VI, CLASS 2, GRADE B OR C, COMPOSITION 1, LIGHT GRAY (LOW SOLAR ABSORPTION ONLY) TO BOOTTOPPING & BELOW, 2-3 MILS --OR-- COMMERCIAL GRADE WHITE AF</i></p> <p><i>ONE COAT MIL-PRF-24635, COMPOSITION 2, OCEAN GRAY (LOW SOLAR ABSORPTION ONLY) ABOVE BOOTTOPPING, 5 - 8 MILS --OR-- ONE COAT MIL-PRF-24635, COMPOSITION 1, OCEAN GRAY (LOW SOLAR ABSORPTION ONLY) ABOVE BOOTTOPPING, 2 - 3 MILS</i></p> <p><i>SEE NOTE (1)</i></p>

TABLE ONE STEEL SURFACES SURFACE SHIPS	LINE	A SURFACE PREPARATION	B PRIMER	C	D	E KEEL TO BOTTOM OF BOOTTOP	F BOOTTOP	G DRAFT MARKS
RR EXISTING FIN STABILIZERS SEE NOTES (48) & (52)	6	BRUSH-OFF BLAST TO NACE 4/SSPC-SP 7	<p><i>ONE AC COAT MIL-PRF-24647, TYPE I OR II, RED, 5-7 MILS</i></p> <p><i>-- & --</i></p> <p><i>ONE AC COAT MIL-PRF-24647, TYPE I OR II, GRAY, 5 - 7 MILS/COAT</i></p> <p><i>SEE NOTES (8) & (48)</i></p>			<p><i>ONE AF COAT MIL-PRF- 24647, TYPE II, RED</i></p> <p><i>-- & --</i></p> <p><i>ONE AF COAT MIL-PRF- 24647, TYPE II, BLACK</i></p> <p><i>-- & --</i></p> <p><i>ONE AF COAT MIL-PRF- 24647, TYPE II, RED, 5 - 7 MILS/COAT</i></p> <p><i>SEE NOTES (2), (6), (8), (48) & (68)</i></p>		
REFURBISHED FIN STABILIZERS SEE NOTE (48)	7	HAND TOOL CLEAN TO SSPC-SP 2	<p><i>ONE AC COAT MIL-PRF-24647, TYPE I OR II, RED, 5-7 MILS</i></p> <p><i>-- & --</i></p> <p><i>ONE AC COAT MIL-PRF-24647, TYPE I OR II, GRAY, 5 - 7 MILS/COAT</i></p> <p><i>SEE NOTES (8) & (48)</i></p>			<p><i>ONE AF COAT MIL-PRF- 24647, TYPE II, RED</i></p> <p><i>-- & --</i></p> <p><i>ONE AF COAT MIL-PRF- 24647, TYPE II, BLACK</i></p> <p><i>-- & --</i></p> <p><i>ONE AF COAT MIL-PRF- 24647, TYPE II, RED, 5 - 7 MILS/COAT</i></p> <p><i>SEE NOTES (2), (6), (8), (48) & (68)</i></p>		
UNDERWATER HULL (DIELECTRIC SHIELDS)	8	WHITE METAL BLAST, NACE 1/SSPC-SP 5	<p>TROWELABLE DIELECTRIC SHIELD</p> <p>INNER SHIELD: ONE COAT EVOQUA WATER TECHNOLOGIES LLC CAPASTIC™, PART NO. 35524 (W3T106410), 100 MILS MIN</p> <p>OUTER SHIELD: ONE COAT EVOQUA WATER TECHNOLOGIES LLC, CAPASTIC™, PART NO. 35524 (W3T106410), 22 MILS MIN</p> <p>SEE NOTES (10), (11), & (81)</p>		ANTI- CORROSIVE PAINT SAME AS SURROUNDING HULL EXCEPT ONE COAT	<p>ANTIFOULING PAINT SAME AS SURROUNDING HULL</p> <p>SEE NOTES (2), (6) & (8)</p>		

[illegible]

TABLE ONE ALUMINUM SURFACES	LINE	A SURFACE PREPARATION	B PRIMER	C	D	E KEEL TO BOTTOM OF BOOTTOP	F BOOTTOP	G DRAFT MARKS
SURFACE SHIPS								
UNDERWATER HULL (KEEL TO TOP OF BOOTTOP, INCLUDING PROPULSION SHAFT OUTBOARD BEARING VOIDS AND SEA CHESTS)	11	THOROUGH ABRASIVE BLAST CLEANING OF NON- FERROUS METALS, SSPC-SP 17 USING GARNET OR ALUMINUM OXIDE OR CRUSHED GLASS - OR - WATERJETTING TO NACE/SSPC-SP WJ-2 SEE NOTES (90)	ONE AC COAT RED, WITHIN 6 HOURS AFTER SURFACE PREPARATION, 5-7 MILS --&-- ONE AC COAT GRAY MIL-PRF- 24647, TYPE III, CLASSES 1, 2, AND 3, GRADE A, APPLICATION I, 5 - 7 MILS SEE NOTES (8) & (48)			ONE AF TIE COAT MIL- PRF-24647, TYPE III, CLASSES 1, 2, AND 3, GRADE A, APPLICATION I, 3 - 5 MILS --&-- ONE AF FULL COAT MIL- PRF-24647, TYPE III, CLASSES 1, 2, AND 3, GRADE A, APPLICATION I, 5 - 7 MILS, HAZE GRAY SEE NOTES (2), (6), (8), (48) & (68)	ONE AF TIE COAT MIL-PRF- 24647, TYPE III, CLASSES 1, 2, AND 3, GRADE A, APPLICATION I, 3 - 5 MILS --&-- ONE AF FULL COAT MIL-PRF- 24647, TYPE III, CLASSES 1, 2, AND 3, GRADE A, APPLICATION I, 5 - 7 MILS, HAZE GRAY SEE NOTES (2), (6), (8), & (48)	ONE AF TIE COAT MIL-PRF- 24647, TYPE III, CLASSES 1, 2, AND 3, GRADE A, APPLICATION I, 3 - 5 MILS --&-- ONE AF FULL COAT MIL-PRF- 24647, TYPE III, CLASSES 1, 2, AND 3, GRADE A, APPLICATION I, 5 - 7 MILS, BLACK SEE NOTES (1) & (48)
	12	THOROUGH ABRASIVE BLAST CLEANING OF NON- FERROUS METALS, SSPC- SP 17 USING GARNET OR ALUMINUM OXIDE OR CRUSHED GLASS - OR - WATERJETTING TO NACE/SSPC-SP WJ-2 SEE NOTES (90)	ONE AC COAT MIL-PRF-24647, TYPE I, RED WITHIN 6 HOURS AFTER SURFACE PREPARATION, 5-7 MILS -- & -- ONE AC COAT MIL-PRF-24647, TYPE I, GRAY, 5 - 7 MILS/COAT SEE NOTES (8) & (48)			ONE AF COAT MIL-PRF- 24647, TYPE I, BLACK -- & -- ONE AF COAT MIL-PRF- 24647, TYPE I, RED, 5 - 7 MILS/COAT SEE NOTES (2), (6), (8), (48) & (68)	2 AF COATS MIL-PRF-24647, TYPE I, BLACK, 5 - 7 MILS/COAT SEE NOTES (2), (6), (8), & (48)	2 AF COATS MIL-PRF-24647, TYPE I, BLACK, 5 - 7 MILS/COAT SEE NOTES (1) & (48)
UNDERWATER HULL APPLIES TO EMBARKED BOATS AND CRAFT ONLY	13	THOROUGH ABRASIVE BLAST CLEANING OF NON- FERROUS METALS, SSPC- SP 17 USING GARNET OR ALUMINUM OXIDE OR CRUSHED GLASS - OR - WATERJETTING TO NACE/SSPC-SP WJ-2 SEE NOTES (90)	ONE AC COAT MIL-PRF-24647, TYPE I, RED WITHIN 6 HOURS AFTER SURFACE PREPARATION, 5-7 MILS -- & -- ONE AC COAT MIL-PRF-24647, TYPE I, GRAY, 5 - 7 MILS/COAT SEE NOTES (8) & (48)			ONE AF COAT MIL-PRF- 24647, TYPE I, BLACK -- & -- ONE AF COAT MIL-PRF- 24647, TYPE I, RED, 5 - 7 MILS/COAT SEE NOTES (2), (6), (8), (48) & (68)	2 AF COATS MIL-PRF-24647, TYPE I, BLACK, 5 - 7 MILS/COAT SEE NOTES (2), (6), (8), & (48)	2 AF COATS MIL-PRF-24647, TYPE I, BLACK, 5 - 7 MILS/COAT SEE NOTES (1) & (48)

TABLE ONE GRP SURFACES SURFACE SHIPS	LINE	A SURFACE PREPARATION	B PRIMER	C	D	E KEEL TO BOTTOM OF BOOTTOP	F BOOTTOP	G DRAFT MARKS
UNDERWATER HULL (KEEL TO TOP OF BOOTTOP, INCLUDING PROPULSION SHAFT OUTBOARD BEARING VOIDS AND SEA CHESTS) UP TO 3 YEARS SERVICE LIFE	14	HIGH PRESSURE WASH TO REMOVE MARINE GROWTH & LOOSE PAINT - OR - TOUCH-UP OR REMOVAL OF PAINT SYSTEM TO SOUND AC COAT BY LIGHT ABRASIVE BLASTING WITH WALNUT SHELLS -- & -- SPOT CLEAN, CHAP 631, PARA 631-5.2.6 SEE NOTE (21)	ONE AC COAT MIL-PRF-24647, TYPE III, CLASSES 1, 2, AND 3, GRADE A, 5 - 7 MILS SEE NOTE (8)			ONE AF TIE COAT 3 - 5 MILS -- & -- ONE AF FULL COAT 5 - 7 MILS MIL-PRF-24647, TYPE III, CLASSES 1, 2, AND 3, GRADE A SEE NOTES (2), (6), (8) & (68)	ONE AF TIE COAT 3 - 5 MILS -- & -- ONE AF FULL COAT 5 - 7 MILS MIL-PRF-24647, TYPE III, CLASSES 1, 2, AND 3, GRADE A SEE NOTES (2), (6) & (8)	ONE COAT MIL-PRF-24635 LIGHT GRAY (LOW SOLAR ABSORPTION ONLY) TO BOOTTOPPING & BELOW, 5 - 8 MILS ONE COAT MIL-PRF-24635 OCEAN GRAY (LOW SOLAR ABSORPTION ONLY) ABOVE BOOTTOPPING, 5 - 8 MILS SEE NOTE (1)
	15	HIGH PRESSURE WASH TO REMOVE MARINE GROWTH & LOOSE PAINT - OR - TOUCH-UP OR REMOVAL OF PAINT SYSTEM TO SOUND AC COAT BY LIGHT ABRASIVE BLASTING WITH WALNUT SHELLS -- & -- SPOT CLEAN, CHAP 631, PARA 631-5.2.6 SEE NOTE (21)	ONE AC COAT MIL-PRF-24647, TYPE I OR II, -5 - 7 MILS SEE NOTES (8) & (48)			ONE AF COAT MIL-PRF-24647, TYPE I OR II, RED, 5 - 7 MILS SEE NOTES (2), (6), (8), (48) & (68)	ONE AF COAT MIL-PRF-24647, TYPE I OR II, BLACK, 5 - 7 MILS SEE NOTES (2), (6), (8) & (48)	ONE COAT MIL-PRF-24635 LIGHT GRAY (LOW SOLAR ABSORPTION ONLY) TO BOOTTOPPING & BELOW, 5 - 8 MILS ONE COAT MIL-PRF-24635 OCEAN GRAY (LOW SOLAR ABSORPTION ONLY) ABOVE BOOTTOPPING, 5 - 8 MILS SEE NOTE (1)
	16	HIGH PRESSURE WASH TO REMOVE MARINE GROWTH & LOOSE PAINT - OR - TOUCH-UP OR REMOVAL OF PAINT SYSTEM TO SOUND AC COAT BY LIGHT ABRASIVE BLASTING WITH WALNUT SHELLS -- & -- SPOT CLEAN, CHAP 631, PARA 631-5.2.6 SEE NOTE (21)	ONE AC COAT MIL-PRF-24647, TYPE I OR II, -5 - 7 MILS SEE NOTES (8) & (48)			ONE AF COAT MIL-PRF-24647, TYPE I OR II, BLACK -- & -- ONE AF COAT MIL-PRF-24647, TYPE I OR II, RED, 5 - 7 MILS/COAT SEE NOTES (2), (6), (8), (48) & (68)	2 AF COATS MIL-PRF-24647, TYPE I OR II, BLACK, 5 - 7 MILS/COAT SEE NOTES (2), (6), (8) & (48)	ONE COAT MIL-PRF-24635 LIGHT GRAY (LOW SOLAR ABSORPTION ONLY) TO BOOTTOPPING & BELOW, 5 - 8 MILS ONE COAT MIL-PRF-24635 OCEAN GRAY (LOW SOLAR ABSORPTION ONLY) ABOVE BOOTTOPPING, 5 - 8 MILS SEE NOTE (1)
	17	HIGH PRESSURE WASH TO REMOVE MARINE GROWTH & LOOSE PAINT - OR -	ONE AC COAT MIL-PRF-24647, TYPE III, CLASSES 1, 2, AND 3, GRADE A, 5 - 7 MILS			ONE AF TIE COAT 3 - 5 MILS -- & -- ONE AF FULL COAT 5 - 7 MILS MIL-PRF-24647,	ONE AF TIE COAT 3 - 5 MILS -- & -- ONE AF FULL COAT 5 - 7 MILS MIL-PRF-24647, TYPE III, CLASSES 1, 2, AND 3, GRADE A	ONE COAT MIL-PRF-24635 LIGHT GRAY (LOW SOLAR ABSORPTION ONLY) TO BOOTTOPPING & BELOW, 5 - 8 MILS

TABLE ONE GRP SURFACES SURFACE SHIPS	LINE	A SURFACE PREPARATION	B PRIMER	C	D	E KEEL TO BOTTOM OF BOOTTOP	F BOOTTOP	G DRAFT MARKS
		TOUCH-UP OR REMOVAL OF PAINT SYSTEM TO SOUND AC COAT BY LIGHT ABRASIVE BLASTING WITH WALNUT SHELLS -- & -- SPOT CLEAN, CHAP 631, PARA 631-5.2.6 SEE NOTE (21)	SEE NOTE (8)			TYPE III, CLASSES 1, 2, AND 3, GRADE A SEE NOTES (2), (6), (8) & (68)	SEE NOTES (2), (6) & (8)	ONE COAT MIL-PRF-24635 OCEAN GRAY (LOW SOLAR ABSORPTION ONLY) ABOVE BOOTTOPPING, 5 - 8 MILS SEE NOTE (1)
UNDERWATER HULL (KEEL TO TOP OF BOOTTOP, INCLUDING PROPULSION SHAFT OUTBOARD BEARING VOIDS AND SEA CHESTS) UP TO 12 YEARS SERVICE LIFE	18	HIGH PRESSURE WASH TO REMOVE MARINE GROWTH & LOOSE PAINT - OR - TOUCH-UP OR REMOVAL OF PAINT SYSTEM TO SOUND AC COAT BY LIGHT ABRASIVE BLASTING WITH WALNUT SHELLS -- & -- SPOT CLEAN, CHAP 631, PARA 631-5.2.6 SEE NOTE (21)	ONE AC COAT MIL-PRF-24647, TYPE I OR II, -5 - 7 MILS SEE NOTES (8) & (48)			ONE AF COAT MIL-PRF- 24647, TYPE II, RED -- & -- ONE AF COAT MIL-PRF- 24647, TYPE II, BLACK -- & -- ONE COAT MIL-PRF- 24647, TYPE II, RED, 5 - 7 MILS/COAT SEE NOTES (2), (6), (8), (48) & (68)	ONE AF COAT RED AND 2 AF COATS BLACK MIL-PRF-24647, TYPE II, 5 - 7 MILS/COAT SEE NOTES (2), (6), (8) & (48)	ONE COAT MIL-PRF-24635 LIGHT GRAY (LOW SOLAR ABSORPTION ONLY) TO BOOTTOPPING & BELOW, 5 - 8 MILS ONE COAT MIL-PRF-24635 OCEAN GRAY (LOW SOLAR ABSORPTION ONLY) ABOVE BOOTTOPPING, 5 - 8 MILS SEE NOTE (1)
UNDERWATER HULL APPLIES TO EMBARKED BOATS AND CRAFT ONLY	19	HIGH PRESSURE WASH TO REMOVE MARINE GROWTH & LOOSE PAINT - OR - TOUCH-UP OR REMOVAL OF PAINT SYSTEM TO SOUND AC COAT BY LIGHT ABRASIVE BLASTING WITH WALNUT SHELLS -- & -- SPOT CLEAN, CHAP 631, PARA 631-5.2.6 SEE NOTE (21)	ONE AC COAT MIL-PRF-24647, TYPE I OR II, -5 - 7 MILS SEE NOTES (8) & (48)			ONE AF COAT MIL-PRF- 24647, TYPE I, GRAY, 5-7 MILS SEE NOTES (6), (8) & (48)	ONE AF COAT MIL-PRF-24647, TYPE I, GRAY, 5 - 7 MILS SEE NOTES (6), (8) & (48)	ONE COAT MIL-PRF-24635 LIGHT GRAY (LOW SOLAR ABSORPTION ONLY) TO BOOTTOPPING & BELOW, 5 - 8 MILS ONE COAT MIL-PRF-24635 OCEAN GRAY (LOW SOLAR ABSORPTION ONLY) ABOVE BOOTTOPPING, 5 - 8 MILS SEE NOTE (1)

TABLE ONE GRP SURFACES	LINE	A SURFACE PREPARATION	B PRIMER	C	D	E KEEL TO BOTTOM OF BOOTTOP	F BOOTTOP	G DRAFT MARKS
SURFACE SHIPS								
UNDERWATER HULL APPENDAGES ON MINESWEEPERS ONLY	20	NEAR WHITE METAL BLAST USING GARNET OR ALUMINUM OXIDE - OR - WATERJETTING TO NACE/SSPC-SP WJ-2	ONE FULL COAT --- & --- ONE STRIPE COAT --- & --- ONE FULL COAT --- & --- ONE STRIPE COAT --- & --- ONE FULL COAT AMERCOAT 3258 DARK GRAY, 3 - 5 MILS/COAT SEE NOTE (40)	ANTIFOULING PAINT SAME AS SURROUNDING HULL				
MINESWEEPER PROPULSION SHAFTS	21	NEAR WHITE METAL BLAST USING GARNET OR ALUMINUM OXIDE - OR - WATERJETTING TO NACE/SSPC-SP WJ-2	ONE AC COAT MIL-PRF-24647, TYPE I OR II, -5 - 7 MILS SEE NOTES (8) & (48)			ONE AF COAT MIL-PRF- 24647, TYPE II, RED -- & -- ONE AF COAT MIL-PRF- 24647, TYPE II, BLACK -- & -- ONE COAT MIL-PRF- 24647, TYPE II, RED, 5 - 7 MILS/COAT SEE NOTES (2), (6), (8), (48) & (68)		
SONAR TRANSDUCER TR- 192B/UQN-1 ON MINESWEEPERS ONLY	22	POWER TOOL CLEAN TO BARE METAL PER SSPC-SP 11	ONE FULL COAT --- & --- ONE STRIPE COAT --- & --- ONE FULL COAT --- & --- ONE STRIPE COAT --- & --- ONE FULL COAT AMERCOAT 3258 DARK GRAY, 3 - 5 MILS/COAT SEE NOTE (40)	ANTIFOULING PAINT SAME AS SURROUNDING HULL				

TABLE ONE WOOD SURFACES SURFACE SHIPS	LINE	A SURFACE PREPARATION	B PRIMER	C	D	E KEEL TO BOTTOM OF BOOTTOP	F BOOTTOP	G DRAFT MARKS
UNDERWATER HULL	23	BRUSH-OFF BLAST TO REMOVE LOOSE & DETERIORATED COATINGS - OR - HIGH PRESSURE WASH TO REMOVE MARINE GROWTH & LOOSE PAINT SEE NOTE (20)	KEEL TO 6 INCHES ABOVE UPPER BOOTTOP LIMIT ONE AC COAT MIL-PRF-24647, TYPE I OR II, 5 - 7 MILS SEE NOTES (8) & (48)			ONE AF COAT MIL-PRF-24647, TYPE I OR II, 5 - 7 MILS SEE NOTES (2), (6), (8), (27), (48) & (68)	ONE AF COAT MIL-PRF-24647, TYPE I OR II, 5 - 7 MILS SEE NOTES (2), (6), (8), (27) & (48)	ONE COAT MIL-PRF-24635 (LOW SOLAR ABSORPTION ONLY) LIGHT GRAY, TO BOOTTOPPING & BELOW, 5 - 8 MILS ONE COAT MIL-PRF-24635 (LOW SOLAR ABSORPTION ONLY) OCEAN GRAY, ABOVE BOOTTOPPING, 5 - 8 MILS SEE NOTES (1) & (6)

TABLE 2 STEEL SURFACES	LINE	A SURFACE PREPARATION	B PRIMER	C	D	E HORIZONTAL SURFACES DECKS & FITTINGS	F MASTS & STACKS EXPOSED TO GASES	G VERTICAL SURFACES
SURFACE SHIPS								
	2	NEAR WHITE METAL BLAST, NACE 2/SSPC-SP 10 - OR - WATERJETTING TO NACE/SSPC-SP WJ-2/M - OR - SSPC-SP 10/M (WAB)/NACE WAB-2/M	ONE FULL COAT MIL-PRF-23236, TYPE VII, CLASS 5 OR 7, 4 - 8 MILS	ONE FULL COAT MIL-PRF-23236, TYPE VII, CLASS 5 OR 7,10 - 12 MILS		ONE COAT DECK GRAY MIL-PRF-24635 TYPE V OR VI, CLASS 2, GRADE B OR C, COMPOSITION 2, 5 -8 MILS --OR-- ONE COAT DECK GRAY MIL-PRF-24635 TYPE V OR VI, CLASS 2, GRADE B OR C, COMPOSITION 1, 2 -3 MILS SEE NOTES (47), (64), & (86)	ONE COAT HAZE GRAY MIL-PRF-24635 TYPE V OR VI, CLASS 2, GRADE B OR C, COMPOSITION 2, 5 - 8 MILS - OR - MIL-PRF-24763, TYPE II OR III, CLASS 2, GRADE B, 2 - 4 MILS --OR-- ONE COAT HAZE GRAY MIL-PRF-24635 TYPE V OR VI, CLASS 2, GRADE B OR C, COMPOSITION 1, 2 - 3 MILS SEE NOTES (42), (64), (85), & (86)	ONE COAT HAZE GRAY MIL-PRF-24635 TYPE V OR VI, CLASS 2, GRADE B OR C, COMPOSITION 2, 5 – 8 MILS - OR - MIL-PRF-24763, TYPE II OR III, CLASS 2, GRADE B, 2 - 4 MILS --OR-- ONE COAT HAZE GRAY MIL-PRF-24635 TYPE V OR VI, CLASS 2, GRADE B OR C, COMPOSITION 1, 2 - 3 MILS PAINT DESIGNATIONS & MARKINGS MIL-PRF-24635 COMPOSITION 2, 5 - 8 MILS OR MIL-PRF-24635 COMPOSITION 1, 2 -3 MILS SEE NOTES (43), (47), (64), (85), & (86)

[illegible]

TABLE 2 STEEL SURFACES SURFACE SHIPS	LINE	A SURFACE PREPARATION	B PRIMER	C	D	E HORIZONTAL SURFACES DECKS & FITTINGS	F MASTS & STACKS EXPOSED TO GASES	G VERTICAL SURFACES
	4	<i>NEAR WHITE METAL BLAST, NACE 2/SSPC-SP 10 - OR - WATERJETTING TO NACE/SSPC-SP WJ-2/M - OR - SSPC-SP 10/M (WAB)/NACE WAB-2/M</i>	ONE FULL COAT ANTICORROSIVE MIL- PRF-24647, TYPE I OR II, 5 - 7 MILS SEE NOTE (8)	ONE STRIPE COAT -- & -- ONE FULL COAT ANTICORROSIVE MIL- PRF-24647, TYPE I OR II, 5 - 7 MILS SEE NOTE (8)		ONE COAT DECK GRAY MIL- PRF-24635 TYPE V OR VI, CLASS 2, GRADE B OR C, COMPOSITION 1, 2 -3 MILS SEE NOTES (47), (64), & (86)	ONE COAT HAZE GRAY MIL-PRF-24635 TYPE V OR VI, CLASS 2, GRADE B OR C, COMPOSITION 1, 2 - 3 MILS - OR - MIL-PRF-24763, TYPE II OR III, CLASS 2, GRADE B, 2 - 4 MILS SEE NOTES (42), (64), (85), & (86)	ONE COAT HAZE GRAY MIL-PRF-24635 TYPE V OR VI, CLASS 2, GRADE B OR C, COMPOSITION 1, 2 - 3 MILS - OR - MIL-PRF-24763, TYPE II OR III, CLASS 2, GRADE B, 2 - 4 MILS PAINT DESIGNATIONS & MARKINGS MIL-PRF- 24635 COMPOSITION 1, 2 -3 MILS SEE NOTES (43), (47), (64), (85), & (86)
EXTERIOR SURFACES TO BE INSULATED	5	<i>NEAR WHITE METAL BLAST, NACE 2/SSPC-SP 10 - OR - WATERJETTING TO NACE/SSPC-SP WJ-2/M - OR - SSPC-SP 10/M (WAB)/NACE WAB-2/M</i>	<i>ONE COAT MIL-PRF- 23236, TYPE V OR VI, CLASS 5 OR 7, 4 - 8 MILS</i>	<i>ONE STRIPE COAT MIL-PRF-23236, TYPE V OR VI, CLASS 5 OR 7, 4 - 8 MILS/COAT</i>	ONE COAT MIL-PRF-23236, TYPE V OR VI, CLASS 5 OR 7, 4 - 8 MILS --OR-- ONE COAT MIL-PRF-24635, TYPE V OR VI, CLASS 2, GRADE B OR C, COMPOSITION 2, 5 - 8 MILS FOLLOWED BY INSULATION SEE NOTES (64), & (86)	ONE COAT HAZE GRAY, MIL- PRF-24635, TYPE V, CLASS 2 GRADE B, COMPOSITION 2, 5 - 8 MILS		ONE COAT HAZE GRAY, MIL-PRF-24635, TYPE V, CLASS 2, GRADE B, COMPOSITION 2, 5 - 8 MILS
	5A	<i>NEAR WHITE METAL BLAST, NACE 2/SSPC-SP 10 - OR - WATERJETTING TO NACE/SSPC-SP WJ-2/M - OR - SSPC-SP 10/M (WAB)/NACE WAB-2/M</i>	<i>ONE COAT MIL-PRF- 23236, TYPE V OR VI, CLASS 5 OR 7, 4 - 8 MILS</i>	<i>ONE STRIPE COAT -- & -- ONE FULL COAT MIL-PRF-23236, TYPE V OR VI, CLASS 5 OR 7, 4 - 8 MILS/COAT</i>	ONE COAT MIL-PRF-24635, TYPE V OR VI, CLASS 2, GRADE B OR C, COMPOSITION 1, 2 - 3 MILS FOLLOWED BY INSULATION SEE NOTES (64), & (86)	ONE COAT HAZE GRAY, MIL- PRF-24635, TYPE V, CLASS 2 GRADE B, COMPOSITION 1, 2 - 3 MILS		ONE COAT HAZE GRAY, MIL-PRF-24635, TYPE V, CLASS 2, GRADE B, COMPOSITION 1, 2 - 3 MILS

TABLE 2 STEEL SURFACES SURFACE SHIPS	LINE	A SURFACE PREPARATION	B PRIMER	C	D	E HORIZONTAL SURFACES DECKS & FITTINGS	F MASTS & STACKS EXPOSED TO GASES	G VERTICAL SURFACES
	6	NEAR WHITE METAL BLAST, NACE 2/SSPC-SP 10 - OR - WATERJETTING TO NACE/SSPC-SP WJ-2/M - OR - SSPC-SP 10/M (WAB)/NACE WAB-2/M		ONE FULL COAT MIL-PRF-23236, TYPE VII, CLASS 5 OR 7, 10 - 12 MILS	ONE COAT MIL-PRF-23236, TYPE VII, CLASS 5 OR 7, 4 - 8 MILS --OR-- ONE COAT MIL-PRF-24635, TYPE V OR VI, CLASS 2, GRADE B OR C, COMPOSITION 2, 5 - 8 MILS --OR-- ONE COAT MIL-PRF-24635, TYPE V OR VI, CLASS 2, GRADE B OR C, COMPOSITION 1, 2 - 3 MILS FOLLOWED BY INSULATION SEE NOTES (64), & (86)	ONE COAT DECK GRAY, MIL- PRF-24635, TYPE V, CLASS 2 GRADE B, COMPOSITION 2, 5 - 8 MILS --OR-- ONE COAT DECK GRAY, MIL- PRF-24635, TYPE V, CLASS 2 GRADE B, COMPOSITION 1, 2 - 3 MILS		ONE COAT HAZE GRAY, MIL-PRF-24635, TYPE V, CLASS 2 GRADE B, COMPOSITION 2, 5 - 8 MILS --OR-- ONE COAT HAZE GRAY, MIL-PRF-24635, TYPE V, CLASS 2 GRADE B, COMPOSITION 1, 2 - 3 MILS
	7	NEAR WHITE METAL BLAST, NACE 2/SSPC-SP 10 - OR - WATERJETTING TO NACE/SSPC-SP WJ-2/M - OR - SSPC-SP 10/M (WAB)/NACE WAB-2/M	"SINGLE COAT" ONE COAT MIL-PRF- 23236 TYPE VII CLASS 5/18 OR 7/18, 20 - 30 MILS SEE NOTE (24)		ONE COAT MIL-PRF-23236, TYPE VII, CLASS 5/18 OR 7/18, 4 - 8 MILS --OR-- ONE COAT MIL-PRF-24635, TYPE V OR VI, CLASS 2, GRADE B OR C, COMPOSITION 2, 5 - 8 MILS --OR-- ONE COAT MIL-PRF-24635, TYPE V OR VI, CLASS 2, GRADE B OR C, COMPOSITION 1, 2 - 3 MILS FOLLOWED BY INSULATION SEE NOTES (64), & (86)	ONE COAT DECK GRAY, MIL- PRF-24635, TYPE V, CLASS 2 GRADE B, COMPOSITION 2, 5 - 8 MILS --OR-- ONE COAT DECK GRAY, MIL- PRF-24635, TYPE V, CLASS 2 GRADE B, COMPOSITION 1, 2 - 3 MILS		ONE COAT HAZE GRAY, MIL-PRF-24635, TYPE V, CLASS 2 GRADE B, COMPOSITION 2, 5 - 8 MILS --OR-- ONE COAT HAZE GRAY, MIL-PRF-24635, TYPE V, CLASS 2 GRADE B, COMPOSITION 1, 2 - 3 MILS

TABLE 2 STEEL SURFACES SURFACE SHIPS	LINE	A SURFACE PREPARATION	B PRIMER	C	D	E HORIZONTAL SURFACES DECKS & FITTINGS	F MASTS & STACKS EXPOSED TO GASES	G VERTICAL SURFACES
	8	NEAR WHITE METAL BLAST, NACE 2/SSPC-SP 10 - OR - WATERJETTING TO NACE/SSPC-SP WJ-2/M - OR - SSPC-SP 10/M (WAB)/NACE WAB-2/M	ONE FULL COAT ANTICORROSIVE MIL- PRF-24647, TYPE I OR II, 5 - 7 MILS SEE NOTE (8)	ONE STRIPE COAT ANTICORROSIVE MIL- PRF-24647, TYPE I OR II, 5 - 7 MILS SEE NOTE (8)	ONE COAT ANTICORROSIVE MIL-PRF- 24647, 5 - 7 MILS --OR-- ONE COAT MIL-PRF-24635, TYPE V OR VI, CLASS 2, GRADE B OR C, COMPOSITION 2, 5 - 8 MILS FOLLOWED BY INSULATION SEE NOTES (8), (64), & (86)	ONE COAT HAZE GRAY, MIL- PRF-24635, TYPE V, CLASS 2 GRADE B, COMPOSITION 2, 5 - 8 MILS		ONE COAT HAZE GRAY, MIL-PRF-24635, TYPE V, CLASS 2, GRADE B, COMPOSITION 2, 5 - 8 MILS
	8A	NEAR WHITE METAL BLAST, NACE 2/SSPC-SP 10 - OR - WATERJETTING TO NACE/SSPC-SP WJ-2/M - OR - SSPC-SP 10/M (WAB)/NACE WAB-2/M	ONE FULL COAT ANTICORROSIVE MIL- PRF-24647, TYPE I OR II, 5 - 7 MILS SEE NOTE (8)	ONE STRIPE COAT -- & -- ONE FULL COAT ANTICORROSIVE MIL- PRF-24647, TYPE I OR II, 5 - 7 MILS SEE NOTE (8)	ONE COAT MIL-PRF-24635, TYPE V OR VI, CLASS 2, GRADE B OR C, COMPOSITION 1, 2 - 3 MILS FOLLOWED BY INSULATION SEE NOTES (8), (64), & (86)	ONE COAT HAZE GRAY, MIL- PRF-24635, TYPE V, CLASS 2 GRADE B, COMPOSITION 1, 2 - 3 MILS		ONE COAT HAZE GRAY, MIL-PRF-24635, TYPE V, CLASS 2, GRADE B, COMPOSITION 1, 2 - 3 MILS
HANGAR DECKS, FLIGHT DECKS & VERTICAL REPLENISHMENT DECK AREAS MINIMUM 3 YEARS SERVICE LIFE SEE NOTE (75)	9	NEAR WHITE METAL BLAST, NACE 2/SSPC-SP 10 - OR - WATERJETTING TO NACE/SSPC-SP WJ-2/L - OR - SSPC-SP 10/L(WAB)/NACE WAB- 2/L	ONE COAT PROPRIETARY NONSKID PRIMER LISTED ON THE QPL FOR MIL-PRF-24667 (OF TYPE TO MATCH COLUMN E) SEE NOTE (7)	STRIPE COAT OF PROPRIETARY NONSKID PRIMER LISTED ON THE QPL FOR MIL-PRF-24667 SEE NOTE (7)		ONE COAT DARK GRAY, MIL- PRF-24667, TYPE V, COMP G SEE NOTES (19), (22), (50), (56), (59), (61), & (63)		
HANGAR DECKS, FLIGHT DECKS & VERTICAL REPLENISHMENT DECK AREAS MINIMUM 12 MONTHS SERVICE LIFE	10	NEAR WHITE METAL BLAST, NACE 2/SSPC-SP 10 - OR - WATERJETTING TO NACE/SSPC-SP WJ-2/L - OR - SSPC-SP 10/L(WAB)/NACE WAB- 2/L	ONE COAT PROPRIETARY NONSKID PRIMER LISTED ON THE QPL FOR MIL-PRF-24667 (OF TYPE TO MATCH COLUMN E) SEE NOTE (7)	STRIPE COAT OF PROPRIETARY NONSKID PRIMER LISTED ON THE QPL FOR MIL-PRF-24667 SEE NOTE (7)		ONE COAT DARK GRAY, MIL- PRF-24667, TYPE VI, OR VIII, COMP G SEE NOTES (19), (22), (50), (56), (59), (61), (63), & (72)		

TABLE 2 STEEL SURFACES SURFACE SHIPS	LINE	A SURFACE PREPARATION	B PRIMER	C	D	E HORIZONTAL SURFACES DECKS & FITTINGS	F MASTS & STACKS EXPOSED TO GASES	G VERTICAL SURFACES
SEE NOTE (75)	11	<i>NEAR WHITE METAL BLAST, NACE 2/SSPC-SP 10 - OR - WATERJETTING TO NACE/SSPC-SP WJ-2/L - OR - SSPC-SP 10/L(WAB)/NACE WAB- 2/L</i>	<i>ONE COAT PROPRIETARY NONSKID PRIMER LISTED ON THE QPL FOR MIL-PRF-24667 (OF TYPE TO MATCH COLUMN E) SEE NOTE (7)</i>	ONE FULL COAT OF PROPRIETARY NONSKID PRIMER LISTED ON THE QPL FOR MIL-PRF-24667 SEE NOTES (7) & (76)		ONE COAT DARK GRAY, MIL- PRF-24667, TYPE I, COMP G SEE NOTES (19), (22), (50), (56), (59), (61), & (63)		
HANGAR DECKS, FLIGHT DECKS & VERTICAL REPLENISHMENT DECK AREAS MINIMUM 6 MONTHS SERVICE LIFE SEE NOTE (75)	12	<i>NEAR WHITE METAL BLAST, NACE 2/SSPC-SP 10 - OR - WATERJETTING TO NACE/SSPC-SP WJ-2/L - OR - SSPC-SP 10/L(WAB)/NACE WAB- 2/L</i>	<i>ONE COAT PROPRIETARY NONSKID PRIMER LISTED ON THE QPL FOR MIL-PRF-24667 (OF TYPE TO MATCH COLUMN E) SEE NOTE (7)</i>	<i>STRIPE COAT OF PROPRIETARY NONSKID PRIMER LISTED ON THE QPL FOR MIL-PRF-24667</i> <i>SEE NOTE (7)</i>		ONE COAT DARK GRAY, MIL- PRF-24667, TYPE II, COMP G SEE NOTES (19), (22), (50), (56), (59), (61), & (63)		
HANGAR DECKS, FLIGHT DECKS, VERTICAL REPLENISHMENT DECK AREAS, CVN FLIGHT DECK LANDING AREAS, WALK AREAS AND ALL OTHER DECK AREAS MINIMUM 30 DAYS SERVICE LIFE SEE NOTE (75)	13	POWER TOOL CLEANING TO BARE METAL, SSPC-SP 11	<i>ONE COAT PROPRIETARY NONSKID PRIMER LISTED ON THE QPL FOR MIL-PRF-24667 (OF TYPE TO MATCH COLUMN E) SEE NOTE (7)</i>	<i>STRIPE COAT OF PROPRIETARY NONSKID PRIMER LISTED ON THE QPL FOR MIL-PRF-24667</i> <i>SEE NOTE (7)</i>		ONE COAT DARK GRAY, MIL-PRF-24667, TYPE VII, COMP G OR L SEE NOTES (19), (22), (50), (56), (60), (61), & (63)		
	14	<i>POWER TOOL CLEANING TO BARE METAL, SSPC-SP 11</i>				ONE COAT DARK GRAY, MIL-PRF-24667, TYPE VII, COMP G OR L SEE NOTES (19), (22), (50), (56), (60), (61), & (63)		
CVN FLIGHT DECK LANDING AREAS SERVICE LIFE MINIMUM 15,000 LANDINGS	15	<i>NEAR WHITE METAL BLAST, NACE 2/SSPC-SP 10 - OR - WATERJETTING TO NACE/SSPC-SP WJ-2/L - OR - SSPC-SP 10/L(WAB)/NACE WAB- 2/L</i>	<i>ONE COAT PROPRIETARY NONSKID PRIMER LISTED ON THE QPL FOR MIL-PRF-24667 (OF TYPE TO MATCH COLUMN E) SEE NOTE (7)</i>			ONE COAT DARK GRAY, MIL-PRF-24667, TYPE V, COMP L SEE NOTES (19), (22), (50), (60), & (63)		

TABLE 2 STEEL SURFACES SURFACE SHIPS	LINE	A SURFACE PREPARATION	B PRIMER	C	D	E HORIZONTAL SURFACES DECKS & FITTINGS	F MASTS & STACKS EXPOSED TO GASES	G VERTICAL SURFACES
CVN FLIGHT DECK LANDING AREAS SERVICE LIFE MINIMUM 10,000 LANDINGS	16	NEAR WHITE METAL BLAST, NACE 2/SSPC-SP 10 - OR - WATERJETTING TO NACE/SSPC-SP WJ-2/L - OR - SSPC-SP 10/L(WAB)/NACE WAB- 2/L	ONE COAT PROPRIETARY NONSKID PRIMER LISTED ON THE QPL FOR MIL-PRF-24667 (OF TYPE TO MATCH COLUMN E) SEE NOTE (7)			ONE COAT DARK GRAY, MIL-PRF-24667, TYPE I, VI, OR VIII COMP L SEE NOTES (19), (22), (50), (60), (63), & (72)		
LHA, LHD, LPD, AND LSD FLIGHT DECK AREAS MINIMUM 3 YEAR SERVICE LIFE	17	NEAR WHITE METAL BLAST, NACE 2/SSPC-SP 10 - OR - WATERJETTING TO NACE/SSPC-SP WJ-2/L - OR - SSPC-SP 10/L(WAB)/NACE WAB- 2/L	ONE COAT PROPRIETARY NONSKID PRIMER LISTED ON THE QPL FOR MIL-PRF-24667 (OF TYPE TO MATCH COLUMN E) SEE NOTE (7)	STRIPE COAT OF PROPRIETARY NONSKID PRIMER LISTED ON THE QPL FOR MIL-PRF-24667 SEE NOTE (7)		ONE COAT DARK GRAY, MIL- PRF-24667, TYPE V, COMP D SEE NOTES (19), (22), (50), & (63)		
LHA, LHD, LPD, AND LSD FLIGHT DECK AREAS MINIMUM 12 MONTH SERVICE LIFE	18	NEAR WHITE METAL BLAST, NACE 2/SSPC-SP 10 - OR - WATERJETTING TO NACE/SSPC-SP WJ-2/L - OR - SSPC-SP 10/L(WAB)/NACE WAB- 2/L	ONE COAT PROPRIETARY NONSKID PRIMER LISTED ON THE QPL FOR MIL-PRF-24667 (OF TYPE TO MATCH COLUMN E) SEE NOTE (7)	STRIPE COAT OF PROPRIETARY NONSKID PRIMER LISTED ON THE QPL FOR MIL-PRF-24667 SEE NOTE (7)		ONE COAT DARK GRAY, MIL- PRF-24667, TYPE I, COMP D SEE NOTES (19), (22), (50), (63), & (72)		
	19	NEAR WHITE METAL BLAST, NACE 2/SSPC-SP 10 - OR - WATERJETTING TO NACE/SSPC-SP WJ-2/L - OR - SSPC-SP 10/L(WAB)/NACE WAB- 2/L	ONE COAT PROPRIETARY NONSKID PRIMER LISTED ON THE QPL FOR MIL-PRF-24667 (OF TYPE TO MATCH COLUMN E) SEE NOTE (7)	ONE FULL COAT OF PROPRIETARY NONSKID PRIMER LISTED ON THE QPL FOR MIL-PRF-24667 SEE NOTES (7) & (76)		ONE COAT DARK GRAY, MIL- PRF-24667, TYPE I, COMP D SEE NOTES (19), (22), (50), (63), & (72)		

TABLE 2 STEEL SURFACES SURFACE SHIPS	LINE	A SURFACE PREPARATION	B PRIMER	C	D	E HORIZONTAL SURFACES DECKS & FITTINGS	F MASTS & STACKS EXPOSED TO GASES	G VERTICAL SURFACES
LHA, LHD, LPD, AND LSD FLIGHT DECK AREAS MINIMUM 30 DAY SERVICE LIFE	20	NEAR WHITE METAL BLAST, NACE 2/SSPC-SP 10 - OR - WATERJETTING TO NACE/SSPC-SP WJ-2/L - OR - SSPC-SP 10/L(WAB)/NACE WAB- 2/L	ONE COAT PROPRIETARY NONSKID PRIMER LISTED ON THE QPL FOR MIL-PRF-24667 (OF TYPE TO MATCH COLUMN E) SEE NOTE (7)	STRIPE COAT OF PROPRIETARY NONSKID PRIMER LISTED ON THE QPL FOR MIL-PRF-24667 SEE NOTE (7)		ONE COAT DARK GRAY, MIL- PRF-24667, TYPE VII, COMP D SEE NOTES (19), (22), (50), & (63)		
LHA, LHD, LPD, AND LSD VEHICLE RAMPS	20A	NEAR WHITE METAL BLAST, NACE 2/SSPC-SP 10 - OR - WATERJETTING TO NACE/SSPC-SP WJ-2/L - OR - SSPC-SP 10/L(WAB)/NACE WAB- 2/L	ONE COAT PROPRIETARY NONSKID PRIMER LISTED ON THE QPL FOR MIL-PRF-24667 (OF TYPE TO MATCH COLUMN E) SEE NOTE (7)	STRIPE COAT OF PROPRIETARY NONSKID PRIMER LISTED ON THE QPL FOR MIL-PRF-24667 SEE NOTE (7)		ONE COAT DARK GRAY, MIL- PRF-24667, TYPE I, COMP D SEE NOTE (19), (22), (63) & (83)		
	20B	NEAR WHITE METAL BLAST, NACE 2/SSPC-SP 10 - OR - WATERJETTING TO NACE/SSPC-SP WJ-2/L - OR - SSPC-SP 10/L(WAB)/NACE WAB- 2/L	ONE COAT PROPRIETARY NONSKID PRIMER LISTED ON THE QPL FOR MIL-PRF-24667 (OF TYPE TO MATCH COLUMN E) SEE NOTE (7)	STRIPE COAT OF PROPRIETARY NONSKID PRIMER LISTED ON THE QPL FOR MIL-PRF-24667 SEE NOTE (7)		ONE COAT DARK GRAY, MIL- PRF-24667, TYPE V, COMP D SEE NOTE (19), (22), (63) & (83)		

TABLE 2 STEEL SURFACES SURFACE SHIPS	LINE	A SURFACE PREPARATION	B PRIMER	C	D	E HORIZONTAL SURFACES DECKS & FITTINGS	F MASTS & STACKS EXPOSED TO GASES	G VERTICAL SURFACES
EXTERIOR WALK AREAS AND <i>INTERIOR SPACES INCLUDING MAGAZINES AND WEAPONS HANDLING AREAS</i> (ALL DECK AREAS OTHER THAN HANGAR DECK, FLIGHT DECK, & VERTICAL REPLENISHMENT DECK AREAS) SEE NOTE (75)	21	<i>NEAR WHITE METAL BLAST, NACE 2/SSPC-SP 10</i> <i>- OR -</i> <i>WATERJETTING TO NACE/SSPC-SP WJ-2/L</i> <i>- OR -</i> <i>SSPC-SP 10/L(WAB)/NACE WAB-2/L</i>	<i>ONE COAT PROPRIETARY NONSKID PRIMER LISTED ON THE QPL FOR MIL-PRF-24667 (OF TYPE TO MATCH COLUMN E)</i> <i>SEE NOTE (7)</i>	<i>STRIPE COAT OF PROPRIETARY NONSKID PRIMER LISTED ON THE QPL FOR MIL-PRF-24667</i> <i>SEE NOTE (7)</i>		ONE COAT MIL-PRF-24667, TYPE I, V, VI, OR VIII, COMP G -OR- ONE COAT DARK GRAY, MIL-PRF-24667, TYPE II ROLLABLE, III ROLLABLE RESILIENT, IV SPRAYABLE, COMP G SEE NOTES (19), (22), (59), & (63)		
	22	<i>NEAR WHITE METAL BLAST, NACE 2/SSPC-SP 10</i> <i>- OR -</i> <i>WATERJETTING TO NACE/SSPC-SP WJ-2/L</i> <i>- OR -</i> <i>SSPC-SP 10/L(WAB)/NACE WAB-2/L</i>	ONE COAT PROPRIETARY NONSKID PRIMER LISTED ON THE QPL FOR MIL-PRF-24667 TYPE I, V, VI, OR VIII, COMP G, 4-6 MILS SEE NOTE (7)	ONE STRIPE COAT PROPRIETARY NONSKID PRIMER LISTED ON THE QPL FOR MIL-PRF-24667 TYPE I, V, VI, OR VIII, COMP G, 4-6 MILS SEE NOTE (7)		ONE COAT DECK GRAY MIL-PRF-24635 TYPE V, CLASS 2, GRADE B OR C, COMPOSITION 2, 5 - 8 MILS --OR-- ONE COAT DECK GRAY MIL-PRF-24635 TYPE V, CLASS 2, GRADE B OR C, COMPOSITION 1, 2 - 3 MILS --&-- APPLICATION OF MIL-PRF-24667, TYPE XI, COMP PS SEE NOTES (19), (22),(63), (70) & (86)		
	23	<i>NEAR WHITE METAL BLAST, NACE 2/SSPC-SP 10</i> <i>- OR -</i> <i>WATERJETTING TO NACE/SSPC-SP WJ-2/L</i> <i>- OR -</i> <i>SSPC-SP 10/L(WAB)/NACE WAB-2/L</i>	ONE COAT MIL-PRF-23236, TYPE V OR VI CLASS 5, 4-6 MILS	ONE STRIPE COAT MIL-PRF-23236, TYPE V OR VI CLASS 5, 4-6 MILS		<i>ONE COAT DECK GRAY MIL-PRF-24635 TYPE V, CLASS 2, GRADE B OR C, COMPOSITION 2, 5 - 8 MILS</i> <i>--OR--</i> <i>ONE COAT DECK GRAY MIL-PRF-24635 TYPE V, CLASS 2, GRADE B OR C, COMPOSITION 1, 2 - 3 MILS</i> <i>--&--</i> <i>APPLICATION OF MIL-PRF-24667, TYPE XI, COMP PS</i> <i>SEE NOTES (19), (22),(63), (70) & (86)</i>		

TABLE 2 STEEL SURFACES SURFACE SHIPS	LINE	A SURFACE PREPARATION	B PRIMER	C	D	E HORIZONTAL SURFACES DECKS & FITTINGS	F MASTS & STACKS EXPOSED TO GASES	G VERTICAL SURFACES
	24	<i>NEAR WHITE METAL BLAST, NACE 2/SSPC-SP 10 - OR - WATERJETTING TO NACE/SSPC-SP WJ-2/L - OR - SSPC-SP 10/L(WAB)/NACE WAB- 2/L</i>	ONE COAT MIL-PRF- 23236, TYPE VII CLASS 5, 15B, OR 17, 6-8 MILS			<i>ONE COAT DECK GRAY MIL- PRF-24635 TYPE V, CLASS 2, GRADE B OR C, COMPOSITION 2, 5 - 8 MILS --OR-- ONE COAT DECK GRAY MIL- PRF-24635 TYPE V, CLASS 2, GRADE B OR C, COMPOSITION 1, 2 - 3 MILS --&-- APPLICATION OF MIL-PRF- 24667, TYPE XI, COMP PS SEE NOTES (19), (22),(63), (70) & (86)</i>		
	25	<i>POWER TOOL CLEANING TO BARE METAL, SSPC-SP 11</i>	ONE COAT MIL-PRF- 23236, TYPE V OR VI CLASS 5, 4-6 MILS	ONE STRIPE COAT MIL-PRF-23236, TYPE V OR VI CLASS 5, 4-6 MILS		<i>ONE COAT DECK GRAY MIL- PRF-24635 TYPE V, CLASS 2, GRADE B OR C, COMPOSITION 2, 5 - 8 MILS --OR-- ONE COAT DECK GRAY MIL- PRF-24635 TYPE V, CLASS 2, GRADE B OR C, COMPOSITION 1, 2 - 3 MILS --&-- APPLICATION OF MIL-PRF- 24667, TYPE XI, COMP PS SEE NOTES (19), (22),(63), (70) & (86)</i>		
	26	<i>POWER TOOL CLEANING TO BARE METAL, SSPC-SP 11</i>	ONE COAT MIL-PRF- 23236, TYPE VII CLASS 15B OR 17, 6-8 MILS			<i>ONE COAT DECK GRAY MIL- PRF-24635 TYPE V, CLASS 2, GRADE B OR C, COMPOSITION 2, 5 - 8 MILS --OR-- ONE COAT DECK GRAY MIL- PRF-24635 TYPE V, CLASS 2, GRADE B OR C, COMPOSITION 1, 2 - 3 MILS --&-- APPLICATION OF MIL-PRF- 24667, TYPE XI, COMP PS SEE NOTES (19), (22),(63), (70) & (86)</i>		

TABLE 2 STEEL SURFACES SURFACE SHIPS	LINE	A SURFACE PREPARATION	B PRIMER	C	D	E HORIZONTAL SURFACES DECKS & FITTINGS	F MASTS & STACKS EXPOSED TO GASES	G VERTICAL SURFACES
RAST TRACK TROUGHS WHERE PAINTED (WHERE NONSKID NOT APPLIED)	27	NEAR WHITE METAL BLAST, NACE 2/SSPC-SP 10 - OR - WATERJETTING TO NACE/SSPC-SP WJ-2/L -OR- POWER TOOL CLEAN TO BARE METAL, SSPC-SP 11 - OR - SSPC-SP 10/L (WAB)/NACE WAB-2/L	ONE COAT MIL-PRF- 23236, TYPE VII, CLASS 17, 6 - 8 MILS --OR-- ONE COAT MIL-PRF- 23236, TYPE VII, CLASS 15B, 6 - 8 MILS		ONE COAT MIL-PRF-23236, TYPE VII, CLASS 17, 6 - 8 MILS --OR-- ONE COAT MIL-PRF-23236, TYPE VII, CLASS 15B, 6 - 8 MILS			
	28	<i>NEAR WHITE METAL BLAST, NACE 2/SSPC-SP 10 - OR - WATERJETTING TO NACE/SSPC-SP WJ-2/M - OR - SSPC-SP 10/M (WAB)/NACE WAB-2/M</i>	"SINGLE COAT" ONE COAT MIL-PRF- 23236 TYPE VII CLASS 17/18, 20-30 MILS SEE NOTE (24)					
	29	<i>NEAR WHITE METAL BLAST, NACE 2/SSPC-SP 10 - OR - WATERJETTING TO NACE/SSPC-SP WJ-2/M - OR - SSPC-SP 10/M (WAB)/NACE WAB-2/M</i>	ONE COAT MIL-PRF- 23236, TYPE VII, CLASS 5, 4-8 MILS		ONE COAT MIL-PRF-23236, TYPE VII, CLASS 5, 10-12 MILS			
CVN CATAPULT TROUGHS	30	NEAR WHITE METAL BLAST, NACE 2/SSPC-SP 10 SEE NOTE (30)	"SINGLE COAT" ONE COAT MIL-PRF- 23236, TYPE VII, CLASS 19/18, 20-30 MILS					
WELL DECK OVERHEADS, BOTH EXPOSED & NON-EXPOSED TO LCAC EXHAUST, AND ENCLOSED BOAT HANDLING AREA OVERHEADS SEE NOTE (34)	31	NEAR WHITE METAL BLAST, NACE 2/SSPC-SP 10 SEE NOTES (30) & (31)	ONE COAT MIL-PRF- 23236, TYPE VII, CLASS 19, 4 - 8 MILS		ONE COAT MIL-PRF-23236, TYPE VII, CLASS 19, 10 - 12 MILS			

TABLE 2 STEEL SURFACES SURFACE SHIPS	LINE	A SURFACE PREPARATION	B PRIMER	C	D	E HORIZONTAL SURFACES DECKS & FITTINGS	F MASTS & STACKS EXPOSED TO GASES	G VERTICAL SURFACES
	32	<i>NEAR WHITE METAL BLAST, NACE 2/SSPC-SP 10</i> <i>SEE NOTES (30) & (31)</i>	"SINGLE COAT" ONE COAT MIL-PRF- 23236 TYPE VII CLASS 19/18, 20-30 MILS SEE NOTE (24)					
	32A	<i>THOROUGH SPOT AND SWEEP BLAST CLEANING, SSPC-SP 18</i> <i>SEE NOTE (67)</i>	<i>"SINGLE COAT"</i> <i>ONE COAT MIL-PRF-</i> <i>23236 TYPE VII CLASS</i> <i>19/18, 20-60 MILS</i> <i>SEE NOTE (24)</i>					
WELL DECK AND ENCLOSED BOAT HANDLING AREA BULKHEADS AND DECKS	33	<i>NEAR WHITE METAL BLAST, NACE 2/SSPC-SP 10</i> <i>SEE NOTES (30) & (31)</i>	"SINGLE COAT" ONE COAT MIL-PRF- 23236 TYPE VII CLASS 7/18, 20-30 MILS SEE NOTE (24)					
	33A	<i>THOROUGH SPOT AND SWEEP BLAST CLEANING, SSPC-SP 18</i> <i>SEE NOTE (67)</i>	<i>"SINGLE COAT"</i> <i>ONE COAT MIL-PRF-</i> <i>23236 TYPE VII CLASS</i> <i>19/18, 20-60 MILS</i> <i>SEE NOTE (24)</i>					

TABLE 2 STEEL SURFACES SURFACE SHIPS	LINE	A SURFACE PREPARATION	B PRIMER	C	D	E HORIZONTAL SURFACES DECKS & FITTINGS	F MASTS & STACKS EXPOSED TO GASES	G VERTICAL SURFACES
EXTERIOR PORTABLE/BOLTED LOUVERS FOR INTAKES AND UPTAKES	34	NEAR WHITE METAL BLAST, NACE 2/SSPC-SP 10 - OR - WATERJETTING TO NACE/SSPC-SP WJ-2/M - OR - SSPC-SP 10/M (WAB)/NACE WAB-2/M	ONE COAT MIL-PRF- 23236, TYPE VII, CLASS 5 OR 7, 4 - 8 MILS		ONE COAT MIL-PRF-23236, TYPE VII, CLASS 5 OR 7, 10 - 12 MILS		ONE COAT HAZE GRAY MIL-PRF-24635 TYPE V OR VI, CLASS 2, GRADE B OR C, COMPOSITION 2, 5 - 8 MILS - OR - MIL-PRF-24763, TYPE II OR III, CLASS 2, GRADE B, 2 - 4 MILS --OR-- ONE COAT HAZE GRAY MIL-PRF-24635 TYPE V OR VI, CLASS 2, GRADE B OR C, COMPOSITION 1, 2 - 3 MILS SEE NOTES (42), (64), (85), & (86)	ONE COAT HAZE GRAY MIL-PRF-24635 TYPE V OR VI, CLASS 2, GRADE B OR C, COMPOSITION 2, 5 - 8 MILS - OR - MIL-PRF-24763, TYPE II OR III, CLASS 2, GRADE B, 2 - 4 MILS --OR-- ONE COAT HAZE GRAY MIL-PRF-24635 TYPE V OR VI, CLASS 2, GRADE B OR C, COMPOSITION 1, 2 - 3 MILS PAINT DESIGNATIONS & MARKINGS MIL-PRF- 24635 COMPOSITION 2, 5 - 8 MILS OR MIL- PRF-24635 COMPOSITION 1, 2 - 3 MILS SEE NOTES (43), (47), (64), (85), & (86)

TABLE 2 STEEL SURFACES SURFACE SHIPS	LINE	A SURFACE PREPARATION	B PRIMER	C	D	E HORIZONTAL SURFACES DECKS & FITTINGS	F MASTS & STACKS EXPOSED TO GASES	G VERTICAL SURFACES
	35	NEAR WHITE METAL BLAST, NACE 2/SSPC-SP 10 - OR - WATERJETTING TO NACE/SSPC-SP WJ-2/L - OR - SSPC-SP 10/L(WAB)/NACE WAB- 2/L	ONE COAT MIL-PRF- 23236, TYPE VII, CLASS 5 OR 7, 4 - 8 MILS		ONE COAT MIL-PRF-23236, TYPE VII, CLASS 5 OR 7, 10 - 12 MILS		ONE COAT HAZE GRAY MIL-PRF-24635 TYPE V OR VI, CLASS 2, GRADE B OR C, COMPOSITION 2, 5 - 8 MILS - OR - MIL-PRF-24763, TYPE II OR III, CLASS 2, GRADE B, 2 - 4 MILS --OR-- ONE COAT HAZE GRAY MIL-PRF-24635 TYPE V OR VI, CLASS 2, GRADE B OR C, COMPOSITION 1, 2 - 3 MILS SEE NOTES (42), (64), (85), & (86)	ONE COAT HAZE GRAY MIL-PRF-24635 TYPE V OR VI, CLASS 2, GRADE B OR C, COMPOSITION 2, 5 - 8 MILS - OR - MIL-PRF-24763, TYPE II OR III, CLASS 2, GRADE B, 2 - 4 MILS --OR-- ONE COAT HAZE GRAY MIL-PRF-24635 TYPE V OR VI, CLASS 2, GRADE B OR C, COMPOSITION 1, 2 - 3 MILS PAINT DESIGNATIONS & MARKINGS MIL-PRF- 24635 COMPOSITION 2, 5 - 8 MILS OR MIL- PRF-24635 COMPOSITION 1, 2 - 3 MILS SEE NOTES (43), (47), (64), (85), & (86)
	36	NEAR WHITE METAL BLAST, NACE 2/SSPC-SP 10	ONE COAT MIL-PRF- 23236, TYPE VIIIA APPLIED BY FLUIDIZED BED METHOD ONLY, 10 MILS MINIMUM				ONE COAT MIL-PRF-24712, TGIC POLYESTER, TOTAL SYSTEM 15 - 30 MILS	ONE COAT MIL-PRF- 24712, TGIC POLYESTER, TOTAL SYSTEM 15 - 30 MILS

TABLE 2 STEEL SURFACES SURFACE SHIPS	LINE	A SURFACE PREPARATION	B PRIMER	C	D	E HORIZONTAL SURFACES DECKS & FITTINGS	F MASTS & STACKS EXPOSED TO GASES	G VERTICAL SURFACES
	40	POWER TOOL CLEAN TO BARE METAL, SSPC-SP 11 FOR TOUCH-UP ONLY	ONE COAT MIL-PRF-23236, TYPE VII, CLASS 5 OR 7, 4 - 8 MILS		ONE COAT MIL-PRF-23236, TYPE VII, CLASS 5 OR 7, 10 - 12 MILS		<p>ONE COAT HAZE GRAY MIL-PRF-24635 TYPE V OR VI, CLASS 2, GRADE B OR C, COMPOSITION 2, 5 - 8 MILS - OR - MIL-PRF-24763, TYPE II OR III, CLASS 2, GRADE B, 2 - 4 MILS --OR-- ONE COAT HAZE GRAY MIL-PRF-24635 TYPE V OR VI, CLASS 2, GRADE B OR C, COMPOSITION 1, 2 - 3 MILS</p> <p>SEE NOTES (42), (64), (85), & (86)</p>	<p>ONE COAT HAZE GRAY MIL-PRF-24635 TYPE V OR VI, CLASS 2, GRADE B OR C, COMPOSITION 2, 5 - 8 MILS - OR - MIL-PRF-24763, TYPE II OR III, CLASS 2, GRADE B, 2 - 4 MILS --OR-- ONE COAT HAZE GRAY MIL-PRF-24635 TYPE V OR VI, CLASS 2, GRADE B OR C, COMPOSITION 1, 2 - 3 MILS</p> <p>PAINT DESIGNATIONS & MARKINGS MIL-PRF-24635 COMPOSITION 2, 5 - 8 MILS OR MIL-PRF-24635 COMPOSITION 1, 2 - 3 MILS</p> <p>SEE NOTES (43), (47), (64), (85), & (86)</p>
POWDER COATED WATERTIGHT DOORS: INTERIOR AND EXTERIOR	41	NEAR WHITE METAL BLAST, NACE 2/SSPC-SP 10	ONE COAT MIL-PRF-23236, TYPE VIIIA APPLIED BY FLUIDIZED BED METHOD ONLY, 10 MILS MINIMUM				ONE COAT MIL-PRF-24712, TGIC POLYESTER, TOTAL SYSTEM 15 - 30 MILS	ONE COAT MIL-PRF-24712, TGIC POLYESTER, TOTAL SYSTEM 15 - 30 MILS
VERTICAL LAUNCH SYSTEM (VLS), MK-41	42	NEAR WHITE METAL BLAST, NACE 2/SSPC-SP 10, USING NEW, CLEAN, NON-RECYCLED, NON-FERROUS ALUMINUM OXIDE TYPE I, GRADE A OR GARNET, TYPE IV, GRADE A QUALIFIED TO A-A-59316 SEE NOTE (82)	ONE COAT PROPRIETARY NONSKID PRIMER LISTED ON THE QPL FOR MIL-PRF-24667 (OF TYPE TO MATCH COLUMN E)	ONE STRIPE COAT PROPRIETARY NONSKID PRIMER LISTED ON THE QPL FOR MIL-PRF-24667 (OF TYPE TO MATCH COLUMN E)	ONE FULL COAT PROPRIETARY NONSKID PRIMER LISTED ON THE QPL FOR MIL-PRF-24667 (OF TYPE TO MATCH COLUMN E) SEE NOTE (16)	ONE COAT HAZE GRAY MIL-PRF-24667, TYPE I OR II, COMP G SEE NOTE (19)		

TABLE 2 STEEL SURFACES SURFACE SHIPS	LINE	A SURFACE PREPARATION	B PRIMER	C	D	E HORIZONTAL SURFACES DECKS & FITTINGS	F MASTS & STACKS EXPOSED TO GASES	G VERTICAL SURFACES
VLS, MK-41 (WHERE NONSKID IS NOT APPLIED)	43	NEAR WHITE METAL BLAST, NACE 2/SSPC-SP 10, USING NEW, CLEAN, NON-RECYCLED, NON- FERROUS ALUMINUM OXIDE TYPE I, GRADE A OR GARNET, TYPE IV, GRADE A QUALIFIED TO A-A-59316 SEE NOTE (82)	ONE COAT PROPRIETARY NONSKID PRIMER LISTED ON THE QPL FOR MIL-PRF-24667 (OF TYPE TO MATCH COLUMN E)	ONE STRIPE COAT PROPRIETARY NONSKID PRIMER LISTED ON THE QPL FOR MIL-PRF-24667 (OF TYPE TO MATCH COLUMN E)	ONE FULL COAT PROPRIETARY NONSKID PRIMER LISTED ON THE QPL FOR MIL-PRF-24667 (OF TYPE TO MATCH COLUMN E) SEE NOTE (16)	ONE COAT HAZE GRAY MIL- PRF-24635, TYPE V OR VI, CLASS 2, GRADE B OR C, 2 COMPOSITION 2, 5 - 8 MILS-- OR— ONE COAT HAZE GRAY MIL- PRF-24635 TYPE V OR VI, CLASS 2, GRADE B OR C, COMPOSITION 1, 2 - 3 MILS SEE NOTES (23), (70), & (85)		ONE COAT HAZE GRAY MIL-PRF-24635 TYPE V OR VI, CLASS 2, GRADE B OR C, COMPOSITION 2, 5 - 8 MILS PAINT DESIGNATIONS & MARKINGS MIL-PRF- 24635 COMPOSITION 2, 5 - 8 MILS SEE NOTES (43), (47), (64), (85), & (86)
EXTERIOR MIL-PRF-24667 (TYPES I - VIII) SURFACES (GREEN CLEAN OF NONSKID DECK)	44	HIGH PRESSURE WATER CLEANING (HP WC) WITH VACUUM SELF- CONTAINED EQUIPMENT TO NACE/SSPC-SP WJ-4 SEE NOTE (80)						
PCMS (TILE REPAIR OR REINSTALLATION LESS THAN 15 SQUARE FEET) SEE NOTES (45) & (74)	45	NEAR WHITE METAL BLAST, NACE 2/SSPC-SP 10 - OR - POWER TOOL CLEAN TO BARE METAL, SSPC-SP 11	ONE COAT MIL-PRF- 23236 TYPE V OR VI, CLASS 5 OR 7, 4 - 8 MILS	ONE STRIPE COAT MIL-PRF-23236 TYPE V OR VI, CLASS 5 OR 7, 4 - 8 MILS		ONE COAT MIL-PRF-23236 TYPE V OR VI, CLASS 5 OR 7, 4 - 8 MILS	ONE COAT MIL-PRF-23236 TYPE V OR VI, CLASS 5 OR 7, 4 - 8 MILS	ONE COAT MIL-PRF- 23236 TYPE V OR VI, CLASS 5 OR 7, 4 - 8 MILS
	46	NEAR WHITE METAL BLAST, NACE 2/SSPC-SP 10 - OR - POWER TOOL CLEAN TO BARE METAL, SSPC- SP 11	ONE COAT MIL-PRF- 23236 TYPE V OR VI, CLASS 5 OR 7, 4 - 8 MILS	ONE STRIPE COAT MIL-PRF-23236 TYPE V OR VI, CLASS 5 OR 7, 4 - 8 MILS	ONE COAT MIL-PRF-23236 TYPE V OR VI, CLASS 5 OR 7, 4 - 8 MILS	ONE COAT MIL-PRF-24635 TYPE V OR VI, CLASS 2, GRADE B OR C, COMPOSITION 2, 5 - 8 MILS SEE NOTE (87)	ONE COAT MIL-PRF-24635 TYPE V OR VI, CLASS 2, GRADE B OR C, COMPOSITION 2, 5 - 8 MILS SEE NOTE (87)	ONE COAT MIL-PRF- 24635 TYPE V OR VI, CLASS 2, GRADE B OR C, COMPOSITION 2, 5 - 8 MILS SEE NOTE (87)

TABLE 2 STEEL SURFACES SURFACE SHIPS	LINE	A SURFACE PREPARATION	B PRIMER	C	D	E HORIZONTAL SURFACES DECKS & FITTINGS	F MASTS & STACKS EXPOSED TO GASES	G VERTICAL SURFACES
	47	<i>NEAR WHITE METAL BLAST, NACE 2/SSPC-SP 10 - OR - POWER TOOL CLEAN TO BARE METAL, SSPC- SP 11</i>	ONE COAT MIL-PRF- 23236 TYPE VII, CLASS 5 OR 7, 10 - 12 MILS	ONE COAT MIL-PRF- 23236 TYPE VII, CLASS 5 OR 7, 10 - 12 MILS				
	48	<i>NEAR WHITE METAL BLAST, NACE 2/SSPC-SP 10 - OR - POWER TOOL CLEAN TO BARE METAL, SSPC- SP 11</i>	<i>ONE COAT MIL-PRF- 23236 TYPE VII, CLASS 5 OR 7, 10 - 12 MILS</i>	<i>ONE COAT MIL-PRF- 23236 TYPE VII, CLASS 5 OR 7, 10 - 12 MILS</i>		ONE COAT MIL-PRF-24635 TYPE V OR VI, CLASS 2, GRADE B OR C, COMPOSITION 2, 5 - 8 MILS	ONE COAT MIL-PRF-24635 TYPE V OR VI, CLASS 2, GRADE B OR C, COMPOSITION 2, 5 - 8 MILS	ONE COAT MIL-PRF- 24635 TYPE V OR VI, CLASS 2, GRADE B OR C, COMPOSITION 2, 5 - 8 MILS
PCMS (NEW TILE INSTALLATION AND REPAIR OR REINSTALLATION GREATER THAN 15 SQUARE FEET)	49	NEAR WHITE METAL BLAST, NACE 2/SSPC-SP 10 SEE NOTE (14) &(21)	ONE COAT MIL-PRF- 23236 TYPE VII, CLASS 5 OR 7, 10 - 12 MILS	ONE COAT MIL-PRF- 23236, TYPE VII, CLASS 5 OR 7, 10 - 12 MILS				
	50	<i>NEAR WHITE METAL BLAST, NACE 2/SSPC-SP 10 SEE NOTE (14) &(21)</i>	<i>ONE COAT MIL-PRF- 23236 TYPE VII, CLASS 5 OR 7, 10 - 12 MILS</i>	<i>ONE COAT MIL-PRF- 23236, TYPE VII, CLASS 5 OR 7, 10 - 12 MILS</i>		ONE COAT MIL-PRF-24635 TYPE V OR VI, CLASS 2, GRADE B OR C, COMPOSITION 2, 5 - 8 MILS SEE NOTE (87)	ONE COAT MIL-PRF-24635 TYPE V OR VI, CLASS 2, GRADE B OR C, COMPOSITION 2, 5 - 8 MILS SEE NOTE (87)	ONE COAT MIL-PRF- 24635 TYPE V OR VI, CLASS 2, GRADE B OR C, COMPOSITION 2, 5 - 8 MILS SEE NOTE (87)
	51	<i>NEAR WHITE METAL BLAST, NACE 2/SSPC-SP 10 SEE NOTE (14) &(21)</i>	"SINGLE COAT" ONE COAT MIL-PRF- 23236 TYPE VII CLASS 5/18 OR 7/18, 20-30 MILS SEE NOTE (24)					

TABLE 2 STEEL SURFACES SURFACE SHIPS	LINE	A SURFACE PREPARATION	B PRIMER	C	D	E HORIZONTAL SURFACES DECKS & FITTINGS	F MASTS & STACKS EXPOSED TO GASES	G VERTICAL SURFACES
	52	NEAR WHITE METAL BLAST, NACE 2/SSPC-SP 10 SEE NOTE (14) & (21)	"SINGLE COAT" ONE COAT MIL-PRF- 23236 TYPE VII CLASS 5/18 OR 7/18, 20-30 MILS SEE NOTE (24)			FULL COAT MIL-PRF-24635 TYPE V OR VI, CLASS 2, GRADE B OR C, COMPOSITION 2, 5 – 8 MILS SEE NOTE (87)	FULL COAT MIL-PRF-24635 TYPE V OR VI, CLASS 2, GRADE B OR C, COMPOSITION 2, 5 – 8 MILS SEE NOTE (87)	FULL COAT MIL-PRF- 24635 TYPE V OR VI, CLASS 2, GRADE B OR C, COMPOSITION 2, 5 – 8 MILS SEE NOTE (87)

TABLE 2 ALUMINUM SURFACES SURFACE SHIPS	LINE	A SURFACE PREPARATION	B PRIMER	C	D	E HORIZONTAL SURFACES DECKS & FITTINGS	F MASTS & STACKS EXPOSED TO GASES	G VERTICAL SURFACES
EXTERIOR SURFACES ABOVE BOOTTOP, WITH EXCEPTION OF AREAS RECEIVING NONSKID SEE NOTES (2) & (70)	53	THOROUGH ABRASIVE BLAST CLEANING OF NON-FERROUS METALS, SSPC-SP 17 USING GARNET, ALUMINUM OXIDE, CRUSHED GLASS, OR STAINLESS STEEL SHOT - OR - WATERJETTING TO NACE/SSPC-SP WJ-2	ONE STRIPE COAT MIL-PRF-23236, TYPE V OR VI, CLASS 5 OR 7, 4 - 8 MILS -- OR -- ONE STRIPE COAT MIL-PRF-23236, TYPE VII, CLASS 5 OR 7, 6 - 10 MILS --OR-- ONE STRIPE COAT MIL-PRF-23236, TYPE VII, CLASS 5/18 OR 7/18, 10 - 15 MILS --OR-- ONE STRIPE COAT			ONE COAT DECK GRAY MIL- PRF-24635, TYPE V OR VI, CLASS 2, GRADE B OR C, COMPOSITION 2, 5 - 8 MILS	ONE COAT HAZE GRAY MIL-PRF-24635, TYPE V OR VI, CLASS 2, GRADE B OR C, COMPOSITION 2, 5 - 8 MILS	ONE COAT HAZE GRAY MIL-PRF-24635, TYPE V OR VI, CLASS 2, GRADE B OR C, COMPOSITION 2, 5 - 8 MILS IDENTIFICATION MARKINGS: PAINT DESIGNATIONS & MARKINGS MIL- PRF-24635, COMPOSITION 2, 5 - 8 MILS

TABLE 2 ALUMINUM SURFACES SURFACE SHIPS	LINE	A SURFACE PREPARATION	B PRIMER	C	D	E HORIZONTAL SURFACES DECKS & FITTINGS	F MASTS & STACKS EXPOSED TO GASES	G VERTICAL SURFACES
		SEE NOTES (90)	MIL-PRF-24635, TYPE V OR VI, CLASS 2, GRADE B OR C, COMPOSITION 2, 5 - 8 MILS SEE NOTE (86)			SEE NOTE (86)	SEE NOTE (86)	SEE NOTE (86)
EXTERIOR SURFACES ABOVE BOOTTOP, WITH EXCEPTION OF AREAS RECEIVING NONSKID SEE NOTES (2) & (70)	54	THOROUGH ABRASIVE BLAST CLEANING OF NON-FERROUS METALS, SSPC-SP 17 USING GARNET, ALUMINUM OXIDE, CRUSHED GLASS, OR STAINLESS STEEL SHOT - OR - WATERJETTING TO NACE/SSPC-SP WJ-2 SEE NOTES (90)	ONE FULL COAT MIL-PRF-23236, TYPE V OR VI, CLASS 5 OR 7, 4 - 8 MILS -- OR -- ONE FULL COAT MIL-PRF-23236, TYPE VII, CLASS 5 OR 7, 6 - 10 MILS --OR-- ONE FULL COAT MIL-PRF-23236, TYPE VII, CLASS 5/18 OR 7/18, 10 - 15 MILS SEE NOTE (86)	ONE STRIPE COAT MIL-PRF-23236, TYPE V OR VI, CLASS 5 OR 7, 4 - 8 MILS -- OR -- ONE STRIPE COAT MIL-PRF-23236, TYPE VII, CLASS 5 OR 7, 6 - 10 MILS --OR-- ONE STRIPE COAT MIL-PRF-23236, TYPE VII, CLASS 5/18 OR 7/18, 10 - 15 MILS SEE NOTE (86)		ONE COAT DECK GRAY MIL- PRF-24635, TYPE V OR VI, CLASS 2, GRADE B OR C, COMPOSITION 1, 2 - 3 MILS SEE NOTE (86)	ONE COAT HAZE GRAY MIL-PRF-24635, TYPE V OR VI, CLASS 2, GRADE B OR C, COMPOSITION 1, 2 - 3 MILS SEE NOTE (86)	ONE COAT HAZE GRAY MIL-PRF-24635, TYPE V OR VI, CLASS 2, GRADE B OR C, COMPOSITION 1, 2 - 3 MILS IDENTIFICATION MARKINGS: PAINT DESIGNATIONS & MARKINGS MIL- PRF-24635, COMPOSITION 2, 5 - 8 MILS SEE NOTE (86)
HANGAR DECKS, FLIGHT DECKS, AIRCRAFT ELEVATOR PLATFORM DECKS & VERTICAL REPLENISHMENT DECK AREAS MINIMUM 3 YEARS SERVICE LIFE SEE NOTE (75) & (92)	55	THOROUGH ABRASIVE BLAST CLEANING OF NON-FERROUS METALS, SSPC-SP 17 USING GARNET, ALUMINUM OXIDE, CRUSHED GLASS, OR STAINLESS STEEL SHOT - OR - WATERJETTING TO NACE/SSPC-SP WJ-2	ONE COAT PROPRIETARY NONSKID PRIMER LISTED ON THE QPL FOR MIL-PRF-24667 (OF TYPE TO MATCH COLUMN E) WILL BE APPLIED WITHIN 6 HOURS AFTER SURFACE PREPARATION SEE NOTES (5) & (7)			ONE COAT DARK GRAY, MIL- PRF-24667, TYPE V, COMP G SEE NOTES (19), (22), (50), (56), (59), (61), & (63)		

TABLE 2 ALUMINUM SURFACES SURFACE SHIPS	LINE	A SURFACE PREPARATION	B PRIMER	C	D	E HORIZONTAL SURFACES DECKS & FITTINGS	F MASTS & STACKS EXPOSED TO GASES	G VERTICAL SURFACES
		SEE NOTES (90)& (91)						
HANGAR DECKS, FLIGHT DECKS, AIRCRAFT ELEVATOR PLATFORM DECKS & VERTICAL REPLENISHMENT DECK AREAS MINIMUM 12 MONTHS SERVICE LIFE SEE NOTE (75) & (92)	56	THOROUGH ABRASIVE BLAST CLEANING OF NON-FERROUS METALS, SSPC-SP 17 USING GARNET, ALUMINUM OXIDE, CRUSHED GLASS, OR STAINLESS STEEL SHOT - OR - WATERJETTING TO NACE/SSPC-SP WJ-2 SEE NOTES (90) & (91)	ONE COAT PROPRIETARY NONSKID PRIMER LISTED ON THE QPL FOR MIL-PRF-24667 (OF TYPE TO MATCH COLUMN E) WILL BE APPLIED WITHIN 6 HOURS AFTER SURFACE PREPARATION SEE NOTES (5) & (7)			ONE COAT DARK GRAY MIL- PRF-24667, TYPE I, VI, OR VIII, COMP G SEE NOTES (19), (22), (50), (56), (59), (61), (63), & (72)		

TABLE 2 ALUMINUM SURFACES	LINE	A SURFACE PREPARATION	B PRIMER	C	D	E HORIZONTAL SURFACES DECKS & FITTINGS	F MASTS & STACKS EXPOSED TO GASES	G VERTICAL SURFACES
SURFACE SHIPS								
<p>EXTERIOR WALK AREAS <i>AND INTERIOR SPACES INCLUDING MAGAZINES AND WEAPONS HANDLING AREAS</i> (ALL DECK AREAS OTHER THAN HANGAR DECK, FLIGHT DECK, & VERTICAL REPLENISHMENT DECK AREAS)</p> <p>SEE NOTE (75)</p>	60	<p><i>THOROUGH ABRASIVE BLAST CLEANING OF NON-FERROUS METALS, SSPC-SP 17 USING GARNET, ALUMINUM OXIDE, CRUSHED GLASS, OR STAINLESS STEEL SHOT - OR - WATERJETTING TO NACE/SSPC-SP WJ-2</i></p> <p><i>SEE NOTES (90)</i></p>	<p><i>ONE COAT PROPRIETARY NONSKID PRIMER LISTED ON THE QPL FOR MIL-PRF-24667 (OF TYPE TO MATCH COLUMN E) WILL BE APPLIED WITHIN 6 HOURS AFTER SURFACE PREPARATION</i></p> <p><i>SEE NOTES (5) & (7)</i></p>			<p>ONE COAT MIL-PRF-24667, TYPE I, V, VI, OR VIII, COMP G</p> <p>-OR-</p> <p>ONE COAT DARK GRAY, MIL-PRF-24667, TYPE II ROLLABLE, III ROLLABLE RESILIENT, IV SPRAYABLE, COMP G</p> <p>SEE NOTES (19), (22), (59), &(63)</p>		

TABLE 2 ALUMINUM SURFACES	LINE	A SURFACE PREPARATION	B PRIMER	C	D	E HORIZONTAL SURFACES DECKS & FITTINGS	F MASTS & STACKS EXPOSED TO GASES	G VERTICAL SURFACES
SURFACE SHIPS								
	61	THOROUGH ABRASIVE BLAST CLEANING OF NON-FERROUS METALS, SSPC-SP 17 USING GARNET, ALUMINUM OXIDE, CRUSHED GLASS, OR STAINLESS STEEL SHOT - OR - WATERJETTING TO NACE/SSPC-SP WJ-2	ONE FULL COAT PROPRIETARY NONSKID PRIMER LISTED ON THE QPL FOR MIL-PRF-24667 TYPE I, V, VI OR VIII COMP G, 4-6 MILS SEE NOTE (7)			ONE COAT DECK GRAY MIL- PRF-24635, TYPE V OR VI, CLASS 2, GRADE B OR C, COMPOSITION 2, 5 - 8 MILS --OR-- ONE COAT DECK GRAY MIL- PRF-24635, TYPE V OR VI, CLASS 2, GRADE B OR C, COMPOSITION 1, 2 -3 MILS -- & -- APPLICATION OF MIL-PRF- 24667, TYPE XI, COMP PS SEE NOTES (19), (22), (63) & (86)		
		SEE NOTES (90)						

TABLE 2 ALUMINUM SURFACES SURFACE SHIPS	LINE	A SURFACE PREPARATION	B PRIMER	C	D	E HORIZONTAL SURFACES DECKS & FITTINGS	F MASTS & STACKS EXPOSED TO GASES	G VERTICAL SURFACES
	62	THOROUGH ABRASIVE BLAST CLEANING OF NON-FERROUS METALS, SSPC-SP 17 USING GARNET, ALUMINUM OXIDE, CRUSHED GLASS, OR STAINLESS STEEL SHOT - OR - WATERJETTING TO NACE/SSPC-SP WJ-2 SEE NOTES (90)	ONE COAT MIL-PRF-23236, TYPE V, VI, OR VII CLASS 5, 15B, OR 17, 4-6 MILS			ONE COAT DECK GRAY MIL-PRF-24635, TYPE V OR VI, CLASS 2, GRADE B OR C, COMPOSITION 2, 5 - 8 MILS --OR-- ONE COAT DECK GRAY MIL-PRF-24635, TYPE V OR VI, CLASS 2, GRADE B OR C, COMPOSITION 1, 2 - 3 MILS -- & -- APPLICATION OF MIL-PRF-24667, TYPE XI, COMP PS SEE NOTES (19), (22), (63) & (86)		

TABLE 2 ALUMINUM SURFACES SURFACE SHIPS	LINE	A SURFACE PREPARATION	B PRIMER	C	D	E HORIZONTAL SURFACES DECKS & FITTINGS	F MASTS & STACKS EXPOSED TO GASES	G VERTICAL SURFACES
	63	POWER TOOL CLEAN TO BARE METAL, SSPC- SP 11 SEE NOTE (5) & (89)	ONE COAT MIL-PRF-23236, TYPE V, VI, OR VII CLASS 15B OR 17, 6 - 8 MILS			ONE COAT DECK GRAY MIL-PRF-24635, TYPE V OR VI, CLASS 2, GRADE B OR C, COMPOSITION 2, 5 - 8 MILS --OR-- ONE COAT DECK GRAY MIL-PRF-24635, TYPE V OR VI, CLASS 2, GRADE B OR C, COMPOSITION 1, 2 - 3 MILS -- & -- APPLICATION OF MIL-PRF-24667, TYPE XI, COMP PS SEE NOTES (19), (22), (63) & (86)		
RAST TRACK TROUGHS WHERE PAINTED (WHERE NONSKID NOT APPLIED)	64	THOROUGH ABRASIVE BLAST CLEANING OF NON-FERROUS METALS, SSPC-SP 17 USING GARNET, ALUMINUM OXIDE, OR CRUSHED GLASS - OR - WATERJETTING TO NACE/SSPC-SP WJ-2/L -OR- POWER TOOL CLEAN TO BARE METAL, SSPC-SP 11 SEE NOTES (89), & (90)	ONE COAT MIL-PRF-23236, TYPE VII, CLASS 15B OR 17, 6 - 8 MILS		ONE COAT MIL-PRF-23236, TYPE VII, CLASS 15B OR 17, 6 - 8 MILS			

TABLE 2 ALUMINUM SURFACES SURFACE SHIPS	LINE	A SURFACE PREPARATION	B PRIMER	C	D	E HORIZONTAL SURFACES DECKS & FITTINGS	F MASTS & STACKS EXPOSED TO GASES	G VERTICAL SURFACES
	65	THOROUGH ABRASIVE BLAST CLEANING OF NON-FERROUS METALS, SSPC-SP 17 USING GARNET, ALUMINUM OXIDE, CRUSHED GLASS, OR STAINLESS STEEL SHOT - OR - WATERJETTING TO NACE/SSPC-SP WJ-2 <i>SEE NOTES (90)</i>	"SINGLE COAT" ONE COAT MIL-PRF- 23236 TYPE VII CLASS 17/18, 20-30 MILS SEE NOTE (24)					
	66	THOROUGH ABRASIVE BLAST CLEANING OF NON-FERROUS METALS, SSPC-SP 17 USING GARNET, ALUMINUM OXIDE, CRUSHED GLASS, OR STAINLESS STEEL SHOT - OR - WATERJETTING TO NACE/SSPC-SP WJ-2 <i>SEE NOTES (90)</i>	ONE COAT MIL-PRF- 23236, TYPE VII, CLASS 5, 4-8 MILS		ONE COAT MIL-PRF-23236, TYPE VII, CLASS 5, 10-12 MILS			

TABLE 2 ALUMINUM SURFACES SURFACE SHIPS	LINE	A SURFACE PREPARATION	B PRIMER	C	D	E HORIZONTAL SURFACES DECKS & FITTINGS	F MASTS & STACKS EXPOSED TO GASES	G VERTICAL SURFACES
EXTERIOR PORTABLE/BOLTED LOUVERS FOR INTAKES AND UPTAKES	67	THOROUGH ABRASIVE BLAST CLEANING OF NON-FERROUS METALS, SSPC-SP 17 USING GARNET, ALUMINUM OXIDE, CRUSHED GLASS, OR STAINLESS STEEL SHOT - OR - WATERJETTING TO NACE/SSPC-SP WJ-2 SEE NOTES (90)	ONE COAT MIL-PRF-23236, TYPE VII, CLASS 5 OR 7, 4 - 8 MILS		ONE COAT MIL-PRF-23236, TYPE VII, CLASS 5 OR 7, 10 - 12 MILS		ONE COAT HAZE GRAY MIL-PRF-24635, TYPE V OR VI, CLASS 2, GRADE B OR C, COMPOSITION 2, 5 - 8 MILS SEE NOTE (86)	ONE COAT HAZE GRAY MIL-PRF-24635, TYPE V OR VI, CLASS 2, GRADE B OR C, COMPOSITION 2, 5 - 8 MILS IDENTIFICATION MARKINGS: PAINT DESIGNATIONS & MARKINGS MIL-PRF- 24635, COMPOSITION 2, 5 - 8 MILS SEE NOTE (86)
	68	THOROUGH ABRASIVE BLAST CLEANING OF NON-FERROUS METALS, SSPC-SP 17 USING GARNET, ALUMINUM OXIDE, CRUSHED GLASS, OR STAINLESS STEEL SHOT - OR - WATERJETTING TO NACE/SSPC-SP WJ-2 SEE NOTES (90)	ONE COAT MIL-PRF-23236, TYPE VII, CLASS 5 OR 7, 4 - 8 MILS		ONE COAT MIL-PRF-23236, TYPE VII, CLASS 5 OR 7, 10 - 12 MILS		ONE COAT HAZE GRAY MIL-PRF-24635, TYPE V OR VI, CLASS 2, GRADE B OR C, COMPOSITION 2, 5 - 8 MILS SEE NOTE (86)	ONE COAT HAZE GRAY MIL-PRF-24635, TYPE V OR VI, CLASS 2, GRADE B OR C, COMPOSITION 2, 5 - 8 MILS IDENTIFICATION MARKINGS: PAINT DESIGNATIONS & MARKINGS MIL-PRF- 24635, COMPOSITION 2, 5 - 8 MILS SEE NOTE (86)

TABLE 2 ALUMINUM SURFACES SURFACE SHIPS	LINE	A SURFACE PREPARATION	B PRIMER	C	D	E HORIZONTAL SURFACES DECKS & FITTINGS	F MASTS & STACKS EXPOSED TO GASES	G VERTICAL SURFACES
	69	POWER TOOL CLEAN TO BARE METAL, SSPC- SP 11 <i>SEE NOTE (89)</i>	ONE COAT MIL-PRF- 23236, TYPE VIIIA APPLIED BY FLUIDIZED BED METHOD ONLY, 10 MILS MINIMUM				ONE COAT MIL-PRF-24712, TGIC POLYESTER, TOTAL SYSTEM 15 - 30 MILS	ONE COAT MIL-PRF- 24712, TGIC POLYESTER, TOTAL SYSTEM 15 - 30 MILS
	70	THOROUGH ABRASIVE BLAST CLEANING OF NON-FERROUS METALS, SSPC-SP 17 USING GARNET, ALUMINUM OXIDE, CRUSHED GLASS, OR STAINLESS STEEL SHOT - OR - WATERJETTING TO NACE/SSPC-SP WJ-2 <i>SEE NOTES (90)</i>	"SINGLE COAT" ONE COAT MIL-PRF- 23236, TYPE VII, CLASS 7/18, 20-30 MILS SEE NOTE (24)				ONE COAT HAZE GRAY MIL-PRF-24635, TYPE V OR VI, CLASS 2, GRADE B OR C, COMPOSITION 2, 5 - 8 MILS <i>SEE NOTE (86)</i>	ONE COAT HAZE GRAY MIL-PRF-24635, TYPE V OR VI, CLASS 2, GRADE B OR C, COMPOSITION 2, 5 - 8 MILS IDENTIFICATION MARKINGS: PAINT DESIGNATIONS & MARKINGS MIL-PRF- 24635, COMPOSITION 2, 5 - 8 MILS <i>SEE NOTE (86)</i>

TABLE 2 ALUMINUM SURFACES SURFACE SHIPS	LINE	A SURFACE PREPARATION	B PRIMER	C	D	E HORIZONTAL SURFACES DECKS & FITTINGS	F MASTS & STACKS EXPOSED TO GASES	G VERTICAL SURFACES
	71	<p>THOROUGH ABRASIVE BLAST CLEANING OF NON-FERROUS METALS, SSPC-SP 17 USING GARNET, ALUMINUM OXIDE, CRUSHED GLASS, OR STAINLESS STEEL SHOT - OR - WATERJETTING TO NACE/SSPC-SP WJ-2</p> <p>SEE NOTES (90)</p>	<p>"SINGLE COAT"</p> <p>ONE COAT MIL-PRF-23236, TYPE VII, CLASS 7/18, 20-30 MILS</p> <p>SEE NOTE (24)</p>				<p>ONE COAT HAZE GRAY MIL-PRF-24635, TYPE V OR VI, CLASS 2, GRADE B OR C, COMPOSITION 2, 5 - 8 MILS</p> <p>SEE NOTE (86)</p>	<p>ONE COAT HAZE GRAY MIL-PRF-24635, TYPE V OR VI, CLASS 2, GRADE B OR C, COMPOSITION 2, 5 - 8 MILS</p> <p>IDENTIFICATION MARKINGS: PAINT DESIGNATIONS & MARKINGS MIL-PRF-24635, COMPOSITION 2, 5 - 8 MILS</p> <p>SEE NOTE (86)</p>
VERTICAL LAUNCH SYSTEM (VLS), MK-41	72	<p>THOROUGH ABRASIVE BLAST CLEANING OF NON-FERROUS METALS, SSPC-SP 17 USING NEW, CLEAN, NON-RECYCLED, NON-FERROUS ALUMINUM OXIDE TYPE I, GRADE A OR GARNET, TYPE IV, GRADE A QUALIFIED TO A-A-59316</p> <p>SEE NOTES (82)</p>	<p>ONE COAT PROPRIETARY NONSKID PRIMER LISTED ON THE QPL FOR MIL-PRF-24667 (OF TYPE TO MATCH COLUMN E)</p>		<p>ONE FULL COAT PROPRIETARY NONSKID PRIMER LISTED ON THE QPL FOR MIL-PRF-24667 (OF TYPE TO MATCH COLUMN E)</p> <p>SEE NOTE (16)</p>	<p>ONE COAT HAZE GRAY MIL-PRF-24667, TYPE I OR II, COMP G</p> <p>SEE NOTE (19)</p>		

TABLE 2 ALUMINUM SURFACES SURFACE SHIPS	LINE	A SURFACE PREPARATION	B PRIMER	C	D	E HORIZONTAL SURFACES DECKS & FITTINGS	F MASTS & STACKS EXPOSED TO GASES	G VERTICAL SURFACES
	76	<i>THOROUGH ABRASIVE BLAST CLEANING OF NON-FERROUS METALS, SSPC-SP 17 USING GARNET OR ALUMINUM OXIDE OR CRUSHED GLASS - OR - POWER TOOL CLEAN TO BARE METAL, SSPC- SP 11</i>	<i>ONE COAT MIL-PRF- 23236 TYPE V OR VI, CLASS 5 OR 7, 4 - 8 MILS</i>	<i>ONE STRIPE COAT MIL-PRF-23236 TYPE V OR VI, CLASS 5 OR 7, 4 - 8 MILS</i>	ONE COAT MIL-PRF-23236 TYPE V OR VI, CLASS 5 OR 7, 4 - 8 MILS	ONE COAT MIL-PRF-24635 TYPE V OR VI, CLASS 2, GRADE B OR C, COMPOSITION 2, 5 - 8 MILS SEE NOTE (87)	ONE COAT MIL-PRF-24635 TYPE V OR VI, CLASS 2, GRADE B OR C, COMPOSITION 2, 5 - 8 MILS SEE NOTE (87)	ONE COAT MIL-PRF- 24635 TYPE V OR VI, CLASS 2, GRADE B OR C, COMPOSITION 2, 5 - 8 MILS SEE NOTE (87)
	77	<i>THOROUGH ABRASIVE BLAST CLEANING OF NON-FERROUS METALS, SSPC-SP 17 USING GARNET OR ALUMINUM OXIDE OR CRUSHED GLASS - OR - POWER TOOL CLEAN TO BARE METAL, SSPC- SP 11</i>	ONE COAT MIL-PRF- 23236 TYPE VII, CLASS 5 OR 7, 10 - 12 MILS	ONE COAT MIL-PRF- 23236 TYPE VII, CLASS 5 OR 7, 10 - 12 MILS				
	78	<i>THOROUGH ABRASIVE BLAST CLEANING OF NON-FERROUS METALS, SSPC-SP 17 USING GARNET OR ALUMINUM OXIDE OR CRUSHED GLASS - OR - POWER TOOL CLEAN TO BARE METAL, SSPC- SP 11</i>	<i>ONE COAT MIL-PRF- 23236 TYPE VII, CLASS 5 OR 7, 10 - 12 MILS</i>	<i>ONE COAT MIL-PRF- 23236 TYPE VII, CLASS 5 OR 7, 10 - 12 MILS</i>		ONE COAT MIL-PRF-24635 TYPE V OR VI, CLASS 2, GRADE B OR C, COMPOSITION 2, 5 - 8 MILS	ONE COAT MIL-PRF-24635 TYPE V OR VI, CLASS 2, GRADE B OR C, COMPOSITION 2, 5 - 8 MILS	ONE COAT MIL-PRF- 24635 TYPE V OR VI, CLASS 2, GRADE B OR C, COMPOSITION 2, 5 - 8 MILS
PCMS (NEW TILE INSTALLATION AND REPAIR OR REINSTALLATION GREATER THAN 15 SQUARE FEET)	79	THOROUGH ABRASIVE BLAST CLEANING OF NON-FERROUS METALS, SSPC-SP 17 USING GARNET OR ALUMINUM OXIDE OR CRUSHED GLASS	ONE COAT MIL-PRF- 23236 TYPE VII, CLASS 5 OR 7, 10 - 12 MILS	ONE COAT MIL-PRF- 23236, TYPE VII, CLASS 5 OR 7, 10 - 12 MILS				

TABLE 2 ALUMINUM SURFACES SURFACE SHIPS	LINE	A SURFACE PREPARATION	B PRIMER	C	D	E HORIZONTAL SURFACES DECKS & FITTINGS	F MASTS & STACKS EXPOSED TO GASES	G VERTICAL SURFACES
	80	<i>THOROUGH ABRASIVE BLAST CLEANING OF NON-FERROUS METALS, SSPC-SP 17 USING GARNET OR ALUMINUM OXIDE OR CRUSHED GLASS</i>	<i>ONE COAT MIL-PRF- 23236 TYPE VII, CLASS 5 OR 7, 10 - 12 MILS</i>	<i>ONE COAT MIL-PRF- 23236, TYPE VII, CLASS 5 OR 7, 10 - 12 MILS</i>		ONE COAT MIL-PRF-24635 TYPE V OR VI, CLASS 2, GRADE B OR C, COMPOSITION 2, 5 – 8 MILS SEE NOTE (87)	ONE COAT MIL-PRF-24635 TYPE V OR VI, CLASS 2, GRADE B OR C, COMPOSITION 2, 5 – 8 MILS SEE NOTE (87)	ONE COAT MIL-PRF- 24635 TYPE V OR VI, CLASS 2, GRADE B OR C, COMPOSITION 2, 5 – 8 MILS SEE NOTE (87)
	81	<i>THOROUGH ABRASIVE BLAST CLEANING OF NON-FERROUS METALS, SSPC-SP 17 USING GARNET OR ALUMINUM OXIDE OR CRUSHED GLASS</i>	"SINGLE COAT" ONE COAT MIL-PRF- 23236 TYPE VII CLASS 5/18 OR 7/18, 20-30 MILS SEE NOTE (24)					
	82	<i>THOROUGH ABRASIVE BLAST CLEANING OF NON-FERROUS METALS, SSPC-SP 17 USING GARNET OR ALUMINUM OXIDE OR CRUSHED GLASS</i>	"SINGLE COAT" <i>ONE COAT MIL-PRF- 23236 TYPE VII CLASS 5/18 OR 7/18, 20-30 MILS</i> <i>SEE NOTE (24)</i>			FULL COAT MIL-PRF-24635 TYPE V OR VI, CLASS 2, GRADE B OR C, COMPOSITION 2, 5 – 8 MILS SEE NOTE (87)	FULL COAT MIL-PRF-24635 TYPE V OR VI, CLASS 2, GRADE B OR C, COMPOSITION 2, 5 – 8 MILS SEE NOTE (87)	FULL COAT MIL-PRF- 24635 TYPE V OR VI, CLASS 2, GRADE B OR C, COMPOSITION 2, 5 – 8 MILS SEE NOTE (87)

TABLE 2 GRP FIBERGLASS SURFACES SURFACE SHIPS	LINE	A SURFACE PREPARATION	B PRIMER	C	D	E HORIZONTAL SURFACES DECKS & FITTINGS	F MASTS & STACKS EXPOSED TO GASES	G VERTICAL SURFACES
EXTERIOR SURFACES ABOVE BOOTTOP SEE NOTES (2) & (70)	83	HIGH PRESSURE WASH TO REMOVE MARINE GROWTH & LOOSE PAINT - OR - TOUCH-UP OR REMOVAL OF PAINT SYSTEM TO SOUND PRIMER BY LIGHT ABRASIVE BLASTING WITH WALNUT SHELLS -- & -- SPOT CLEAN, CHAP 631, PARA 631-5.2.6 SEE NOTE (21)	ONE COAT F-150, MIL-DTL-24441, TYPE IV, 4 - 6 MILS SEE NOTE (29)		ONE STRIPE COAT MIL-DTL-24441, TYPE IV, 4 - 6 MILS SEE NOTE (29)	ONE COAT DECK GRAY MIL- PRF-24635 TYPE V, CLASS 2, GRADE B OR C, COMPOSITION 2, 5 - 8 MILS	ONE COAT HAZE GRAY MIL-PRF-24635 TYPE V, CLASS 2, GRADE B, COMPOSITION 2, 5 - 8 MILS SEE NOTES (42) & (85)	ONE COAT HAZE GRAY MIL-PRF-24635 TYPE V, CLASS 2, GRADE B, COMPOSITION 2, 5 - 8 MILS IDENTIFICATION MARKINGS: PAINT DESIGNATIONS & MARKINGS MIL- PRF-24635, COMPOSITION 2, 5 - 8 MILS SEE NOTES (43) & (85)
	83A	<i>HIGH PRESSURE WASH TO REMOVE MARINE GROWTH & LOOSE PAINT - OR - TOUCH-UP OR REMOVAL OF PAINT SYSTEM TO SOUND PRIMER BY LIGHT ABRASIVE BLASTING WITH WALNUT SHELLS -- & -- SPOT CLEAN, CHAP 631, PARA 631-5.2.6 SEE NOTE (21)</i>	<i>ONE COAT F-150, MIL-DTL-24441, TYPE IV, 4 - 6 MILS SEE NOTE (29)</i>		ONE STRIPE COAT MIL-DTL-24441, TYPE IV, 4 - 6 MILS -- & -- ONE COAT MIL-DTL-24441, TYPE IV, 4 - 6 MILS SEE NOTE (29)	ONE COAT DECK GRAY MIL- PRF-24635 TYPE V, CLASS 2, GRADE B OR C, COMPOSITION 1, 2 - 3 MILS	ONE COAT HAZE GRAY MIL-PRF-24635 TYPE V, CLASS 2, GRADE B, COMPOSITION 1, 2 - 3 MILS - OR - MIL-PRF-24763, TYPE II OR III, CLASS 2, GRADE B, 2 - 4 MILS SEE NOTES (42) & (85)	ONE COAT HAZE GRAY MIL-PRF-24635 TYPE V, CLASS 2, GRADE B, COMPOSITION 1, 2 - 3 MILS - OR - MIL-PRF-24763, TYPE II OR III, CLASS 2, GRADE B, 2 - 4 MILS IDENTIFICATION MARKINGS: PAINT DESIGNATIONS & MARKINGS MIL- PRF-24635, COMPOSITION 1, 2 - 3 MILS SEE NOTES (43) & (85)

TABLE 2 GRP FIBERGLASS SURFACES SURFACE SHIPS	LINE	A SURFACE PREPARATION	B PRIMER	C	D	E HORIZONTAL SURFACES DECKS & FITTINGS	F MASTS & STACKS EXPOSED TO GASES	G VERTICAL SURFACES
EXTERIOR WALK AREAS ALL EXTERIOR DECK AREAS	84	POWER TOOL CLEAN TO CLEAN FIBERGLASS (DISC SANDER, ETC.) - OR - POWER TOOL CLEAN TO POLYURETHANE OVERLAY SUBSTRATE (DISC SANDER, ETC.) - OR - HYDROBLAST TO CLEAN FIBERGLASS SEE NOTES (25) & (62)	PROPRIETARY NONSKID PRIMER LISTED ON THE QPL FOR MIL-PRF-24667 SEE NOTE (7)			ONE COAT MIL-PRF-24667, TYPE I ROLLABLE, II ROLLABLE, III ROLLABLE RESILIENT, OR IV SPRAYABLE, COMP G SEE NOTES (19), & (22)		
	85	<i>POWER TOOL CLEAN TO CLEAN FIBERGLASS (DISC SANDER, ETC.) - OR - POWER TOOL CLEAN TO POLYURETHANE OVERLAY SUBSTRATE (DISC SANDER, ETC.) - OR - HYDROBLAST TO CLEAN FIBERGLASS SEE NOTES (25) & (62)</i>	ONE COAT F-150, MIL-DTL-24441, TYPE IV, 4 - 6 MILS			ONE COAT DECK GRAY MIL- PRF-24635 TYPE V, CLASS 2, GRADE B, COMPOSITION 2, 5 - 8 MILS --OR-- ONE COAT DECK GRAY MIL- PRF-24635 TYPE V, CLASS 2, GRADE B, COMPOSITION 1, 2 - 3 MILS --&-- APPLICATION OF MIL-PRF- 24667, TYPE XI, COMPOSITION PS SEE NOTE (19)		
PCMS (NEW TILE INSTALLATION) (GRP)	86	SOAP & WATER CLEAN & HAND SAND SEE NOTE (71)	ONE COAT F-150, MIL-DTL-24441, TYPE IV, 4 - 6 MILS					

[illegible]

SURFACE SHIPS

EXTERIOR ABOVE BOOTTOPPING

LINE

A SURFACE PREPARATION

B
PRIMER

C

D

E HORIZONTAL SURFACES DECKS & FITTINGS

F
MASTS & STACKS
EXPOSED TO GASES

G VERTICAL SURFACES

87

HAND TOOL CLEAN
- OR -
POWER TOOL CLEAN TO
REMOVE
DETERIORATED
COATINGS

SEE NOTE (71)

ONE COAT F-150,
MIL-DTL-24441, TYPE IV,
4 - 6 MILS

DECKS, MASTS &
SPARS:

ONE COAT DECK
GRAY MIL-PRF-24635
TYPE V, GRADE B,
COMPOSITION 2, 5 - 8
MILS

- OR -
ONE COAT DECK
GRAY MIL-PRF-24635
TYPE V, GRADE B,
COMPOSITION 1, 2 - 3
MIL S

- OR -
ONE COAT BLACK
MIL-PRF-24635, TYPE
V, GRADE B,
COMPOSITION 2, 5 - 8
MILS

MILS
- OR -
ONE COAT BLACK
MIL-PRF-24635, TYPE
V, GRADE B,
COMPOSITION 1, 2 - 3
MILS

ALL OTHER SURFACES:

ONE COAT HAZE GRAY
MIL-PRF-24635 TYPE V,
GRADE B, COMPOSITION 2,
5 - 8 MILS
- OR -

ONE COAT HAZE GRAY
MIL-PRF-24635 TYPE V,
GRADE B, COMPOSITION 1,
2 - 3 MILS

ITEM NO: 009-32
FY-23 CH-2

TABLE 3 STEEL SURFACES SURFACE SHIPS	LINE	A SURFACE PREPARATION	B PRIMER	C	D BULKHEADS & OVERHEADS	E DECKS	F INSULATION	G MARKINGS
INTERIOR COMPARTMENTS SEE NOTE (17)	1	HAND TOOL CLEANING, SSPC-SP 2 SEE NOTE (28)	2 COATS FORMULA 84, TT-P-645, ALKYD, 2 - 4 MILS/COAT - OR - ONE COAT MIL-PRF-23236, TYPE V, VI, OR VII, CLASS 5 OR 7, 4 - 8 MILS --OR-- ONE COAT MIL-PRF-32584, TYPE I OR II, 10 - 12 MILS SEE NOTE (88) & (93)		2 COATS MIL-PRF-24596, WATER-BASED INTERIOR LATEX, 2 - 4 MILS/COAT - OR - 2 COATS MIL-DTL-24607, 2 - 4 MILS/COAT SEE NOTE (9)	TO DECKS NOT RECEIVING COVERING: ONE COAT MIL-PRF-32584, TYPE I OR II, 10 - 12 MILS SEE NOTE (88)	HULL, VENTILATION & PIPING INSULATION ONE COAT MIL-PRF-24596, WATER-BASED INTERIOR LATEX, 2 - 4 MILS - OR - ONE COAT MIL-DTL-24607, 2 - 4 MILS IF REQUIRED FOR HIDING, ONE ADDITIONAL COAT MUST BE APPLIED. SEE NOTES (9), (28), (41) & (94)	FOR COMPARTMENT PIPING & VENTILATION SEE NOTE (18)
INTERIOR COMPARTMENTS (OVERCOAT) SEE NOTE (17)	2	HAND TOOL CLEANING, SSPC-SP 2 SEE NOTE (28)	SAME AS LINE ONE FOR BARE METAL AREAS		SAME AS LINE ONE EXCEPT ONE COAT	TO DECKS NOT RECEIVING COVERING: ONE COAT MIL-PRF-32584, TYPE I OR II, 10 - 12 MILS SEE NOTE (88)	HULL, VENTILATION & PIPING INSULATION ONE COAT MIL-PRF-24596, WATER-BASED INTERIOR LATEX, 2 - 4 MILS - OR - ONE COAT MIL-DTL-24607, 2 - 4 MILS IF REQUIRED FOR HIDING, ONE ADDITIONAL COAT MUST BE APPLIED. SEE NOTES (9), (28), (41) & (94)	FOR COMPARTMENT PIPING & VENTILATION SEE NOTE (18)
WELDING BAYS AND LIGHT TRAPS	3	HAND TOOL CLEANING, SSPC-SP 2 SEE NOTE (28)	2 COATS FORMULA 84, TT-P-645, ALKYD, 2 - 4 MILS/COAT - OR - ONE COAT MIL-PRF-23236, TYPE V, VI, OR VII, CLASS 5 OR 7, 4 - 8 MILS --OR-- ONE COAT MIL-PRF-32584, TYPE I OR II, 10 - 12 MILS SEE NOTE (88) & (93)		ONE COAT BLACK, LOW GLOSS, MIL-PRF-23236, TYPE V VI, OR VII, 4 - 8 MILS	ONE COAT BLACK, SEMI-GLOSS, MIL-PRF-23236, TYPE V VI, OR VII, 4 - 8 MILS - OR - ONE COAT MIL-PRF-32584, TYPES I OR II, 10 - 12 MILS SEE NOTE (88)		

TABLE 3 STEEL SURFACES SURFACE SHIPS	LINE	A SURFACE PREPARATION	B PRIMER	C	D BULKHEADS & OVERHEADS	E DECKS	F INSULATION	G MARKINGS
INTERIOR COMPARTMENTS (OVERCOAT) SEE NOTE (17)	7	POWER TOOL CLEANING, SSPC-SP 3 SEE NOTE (28)	SAME AS LINE ONE FOR BARE METAL AREAS		SAME AS LINE ONE EXCEPT ONE COAT	<i>TO DECKS NOT RECEIVING COVERING:</i> <i>ONE COAT MIL-PRF-32584, TYPE I OR II, 10 – 12 MILS</i> <i>SEE NOTE (88)</i>	<i>HULL, VENTILATION & PIPING INSULATION</i> <i>ONE COAT MIL-PRF-24596, WATER-BASED INTERIOR LATEX, 2 - 4 MILS</i> <i>- OR -</i> <i>ONE COAT MIL-DTL-24607, 2 - 4 MILS</i> <i>IF REQUIRED FOR HIDING, ONE ADDITIONAL COAT MUST BE APPLIED.</i> <i>SEE NOTES (9), (28), (41) & (94)</i>	<i>FOR COMPARTMENT PIPING & VENTILATION</i> <i>SEE NOTE (18)</i>
WELDING BAYS AND LIGHT TRAPS	8	<i>POWER TOOL CLEANING, SSPC-SP 3</i> <i>SEE NOTE (28)</i>	<i>2 COATS FORMULA 84, TT-P- 645, 2 - 4 MILS/COAT</i> <i>--OR--</i> <i>ONE COAT MIL-PRF-23236, TYPE V, VI, OR VII, CLASS 5 OR 7, 4 - 8 MILS</i> <i>--OR--</i> <i>ONE COAT MIL-PRF-32584, TYPES I OR II, 10 – 12 MILS</i> <i>SEE NOTE (88) & (93)</i>		<i>ONE COAT BLACK, LOW GLOSS, MIL-PRF-23236, TYPE V VI, OR VII, 4 - 8 MILS</i>	<i>ONE COAT BLACK, SEMI- GLOSS, MIL-PRF-23236, TYPE V VI, OR VII, 4 - 8 MILS</i> <i>- OR -</i> <i>ONE COAT MIL-PRF-32584, TYPES I OR II, 10 – 12 MILS</i> <i>SEE NOTE (88)</i>		
PROPULSION SHAFT (INSIDE THE HULL) <i>INCLUDING HYDRAULIC COUPLING NUTS AND BOLTS</i>	8A	<i>HAND TOOL CLEANING, SSPC-SP 2</i> <i>SEE NOTES (28) & (71)</i>	ONE COAT MIL-PRF-23236, TYPE VII, CLASS 17, 6 - 8 MILS			ONE FULL COAT MIL-PRF- 23236, TYPE VII, CLASS 17, 6 - 8 MILS		

TABLE 3 STEEL SURFACES	LINE	A SURFACE PREPARATION	B PRIMER	C	D BULKHEADS & OVERHEADS	E DECKS	F INSULATION	G MARKINGS
SURFACE SHIPS								
<p>MACHINERY SPACES, BILGES & DISTILLING UNIT PANS</p> <p>CVN 78 CLASS CONDENSATE PUMP RECESSED AREA (TO INCLUDE SUMP, TANK TOP, VERTICAL BULKHEADS, MANWAY COVERS AND COAMINGS AND RAMP SURFACES)</p> <p>SEE NOTE (77)</p>	9	<p>POWER TOOL CLEAN TO BARE METAL, SSPC-SP 11</p> <p>- OR -</p> <p>WATERJETTING TO NACE/SSPC-SP WJ-2/L</p> <p>- OR -</p> <p>NEAR WHITE METAL BLAST, NACE 2/SSPC-SP 10</p> <p>- OR -</p> <p>SSPC-SP 10/L (WAB)/NACE WAB-2/L</p> <p>SEE NOTES (28) & (78)</p>	<p>ONE COAT MIL-PRF-23236, TYPE VII, CLASS 17, 6 - 8 MILS</p> <p>SEE NOTE (84)</p>		<p>ABOVE BILGE AREA:</p> <p>2 COATS F-124, MIL-DTL-24607, 2 - 4 MILS/COAT</p>	<p>BILGE AREA:</p> <p>ONE FULL COAT MIL-PRF-23236, TYPE VII, CLASS 17, 6 - 8 MILS</p> <p>SEE NOTE (4), & (84)</p>	<p>HULL, VENTILATION & PIPING INSULATION</p> <p>ONE COAT MIL-PRF-24596, WATER-BASED INTERIOR LATEX, 2 - 4 MILS</p> <p>- OR -</p> <p>ONE COAT MIL-DTL-24607, 2 - 4 MILS</p> <p>IF REQUIRED FOR HIDING, ONE ADDITIONAL COAT MUST BE APPLIED.</p> <p>SEE NOTES (9), (28), (41) & (94)</p>	
	10	<p>POWER TOOL CLEAN TO BARE METAL, SSPC-SP 11</p> <p>- OR -</p> <p>WATERJETTING TO NACE/SSPC-SP WJ-2/L</p> <p>- OR -</p> <p>NEAR WHITE METAL BLAST, NACE 2/SSPC-SP 10</p> <p>- OR -</p> <p>SSPC-SP 10/L (WAB)/NACE WAB-2/L</p> <p>SEE NOTES (28) & (78)</p>	<p>ONE COAT MIL-PRF-23236, TYPE VII, CLASS 15B, 6 - 8 MILS</p> <p>SEE NOTE (84)</p>		<p>ABOVE BILGE AREA:</p> <p>2 COATS F-124, MIL-DTL-24607, 2 - 4 MILS/COAT</p>	<p>BILGE AREA:</p> <p>ONE FULL COAT MIL-PRF-23236, TYPE VII, CLASS 15B, 6 - 8 MILS</p> <p>SEE NOTE (4), & (84)</p>	<p>HULL, VENTILATION & PIPING INSULATION</p> <p>ONE COAT MIL-PRF-24596, WATER-BASED INTERIOR LATEX, 2 - 4 MILS</p> <p>- OR -</p> <p>ONE COAT MIL-DTL-24607, 2 - 4 MILS</p> <p>IF REQUIRED FOR HIDING, ONE ADDITIONAL COAT MUST BE APPLIED.</p> <p>SEE NOTES (9), (28), (41) & (94)</p>	
	11	<p>NEAR WHITE METAL BLAST, NACE 2/SSPC-SP 10</p> <p>SEE NOTES (28) & (78)</p>	<p>ONE COAT MIL-PRF-23236, TYPE VII, CLASS 5, 4 - 8 MILS</p> <p>SEE NOTE (84)</p>		<p>ABOVE BILGE AREA:</p> <p>2 COATS F-124, MIL-DTL-24607, 2 - 4 MILS/COAT</p>	<p>BILGE AREA:</p> <p>ONE FULL COAT MIL-PRF-23236, TYPE VII, CLASS 5, 10 - 12 MILS</p> <p>SEE NOTES (4), & (84)</p>	<p>HULL, VENTILATION & PIPING INSULATION</p> <p>ONE COAT MIL-PRF-24596, WATER-BASED INTERIOR LATEX, 2 - 4 MILS</p> <p>- OR -</p> <p>ONE COAT MIL-DTL-24607, 2 - 4 MILS</p> <p>IF REQUIRED FOR HIDING, ONE ADDITIONAL COAT MUST BE APPLIED.</p> <p>SEE NOTES (9), (28), (41) & (94)</p>	

TABLE 3 STEEL SURFACES SURFACE SHIPS	LINE	A SURFACE PREPARATION	B PRIMER	C	D BULKHEADS & OVERHEADS	E DECKS	F INSULATION	G MARKINGS
	12	NEAR WHITE METAL BLAST, NACE 2/SSPC-SP 10 SEE NOTES (28) & (78)	"SINGLE COAT" ONE COAT MIL-PRF-23236 TYPE VII CLASS 5/18, 20-30 MILS SEE NOTES (24), & (84)		ABOVE BILGE AREA: 2 COATS F-124, MIL-DTL-24607, 2 - 4 MILS/COAT		HULL, VENTILATION & PIPING INSULATION ONE COAT MIL-PRF-24596, WATER-BASED INTERIOR LATEX, 2 - 4 MILS - OR - ONE COAT MIL-DTL-24607, 2 - 4 MILS IF REQUIRED FOR HIDING, ONE ADDITIONAL COAT MUST BE APPLIED. SEE NOTES (9), (28), (41) & (94)	
	13	POWER TOOL CLEAN TO BARE METAL, SSPC-SP 11 (DECKS) POWER TOOL CLEANING, SSPC-SP 3 (BULKHEADS/ OVERHEADS) SEE NOTE (28)	"SINGLE COAT" ONE COAT MIL-PRF-23236 TYPE VII CLASS 17/18, 20-30 MILS SEE NOTES (24), & (84)		ABOVE BILGE AREA: 2 COATS F-124, MIL-DTL-24607, 2 - 4 MILS/COAT		HULL, VENTILATION & PIPING INSULATION ONE COAT MIL-PRF-24596, WATER-BASED INTERIOR LATEX, 2 - 4 MILS - OR - ONE COAT MIL-DTL-24607, 2 - 4 MILS IF REQUIRED FOR HIDING, ONE ADDITIONAL COAT MUST BE APPLIED. SEE NOTES (9), (28), (41) & (94)	
VENT PLENUMS	14	NEAR WHITE METAL BLAST, NACE 2/SSPC-SP 10 SEE NOTES (28) & (78)	ONE COAT MIL-PRF-23236, TYPE VII, CLASS 5, 4 - 8 MILS		ONE FULL COAT HAZE GRAY OR LIGHT GRAY MIL-PRF-23236, TYPE VII, CLASS 5, 10 - 12 MILS	ONE FULL COAT HAZE GRAY OR LIGHT GRAY MIL-PRF- 23236, TYPE VII, CLASS 5, 10 - 12 MILS	2 COATS MIL-PRF-24596 GRADE A WATER BASED LATEX, GRAY, AS REQUIRED FOR HIDING (OVER INSTALLED INSULATION) SEE NOTE (94)	
	15	NEAR WHITE METAL BLAST, NACE 2/SSPC-SP 10 SEE NOTES (28) & (78)	"SINGLE COAT" ONE COAT MIL-PRF-23236 TYPE VII CLASS 5/18, HAZE GRAY OR LIGHT GRAY, 20-30 MILS SEE NOTE (24)				2 COATS MIL-PRF-24596 GRADE A WATER BASED LATEX, GRAY, AS REQUIRED FOR HIDING (OVER INSTALLED INSULATION) SEE NOTE (94)	

TABLE 3 STEEL SURFACES SURFACE SHIPS	LINE	A SURFACE PREPARATION	B PRIMER	C	D BULKHEADS & OVERHEADS	E DECKS	F INSULATION	G MARKINGS
	16	WATERJETTING TO NACE/SSPC-SP WJ-2/L -OR- NEAR WHITE METAL BLAST, NACE 2/SSPC-SP 10 - OR - SSPC-SP 10/L (WAB)/NACE WAB-2/L	ONE COAT MIL-PRF-23236, TYPE VII, CLASS 15B OR 17, 6 - 8 MILS		ONE FULL COAT HAZE GRAY OR LIGHT GRAY MIL-PRF-23236, TYPE VII, CLASS 15B OR 17, 6 - 8 MILS	ONE FULL COAT HAZE GRAY OR LIGHT GRAY MIL-PRF- 23236, TYPE VII, CLASS 15B OR 17, 6 - 8 MILS	2 COATS MIL-PRF-24596 GRADE A WATER BASED LATEX, GRAY, AS REQUIRED FOR HIDING (OVER INSTALLED INSULATION) SEE NOTE (94)	
	17	WATERJETTING TO NACE/SSPC-SP WJ-2/L -OR- NEAR WHITE METAL BLAST, NACE 2/SSPC-SP 10 - OR - SSPC-SP 10/L (WAB)/NACE WAB-2/L	"SINGLE COAT" ONE COAT MIL-PRF- 23236 TYPE VII CLASS 17/18, HAZE GRAY OR LIGHT GRAY, 20-30 MILS SEE NOTE (24)				2 COATS MIL-PRF-24596 GRADE A WATER BASED LATEX, GRAY, AS REQUIRED FOR HIDING (OVER INSTALLED INSULATION) SEE NOTE (94)	
CLEAN AND DIRTY SIDE OF COMBUSTION AIR INTAKES/ EXHAUST TRUNKS	18	NEAR WHITE METAL BLAST, NACE 2/SSPC-SP 10 SEE NOTES (28) & (78)	ONE COAT MIL-PRF-23236, TYPE VII, CLASS 7, 4 - 8 MILS		ONE FULL COAT HAZE GRAY OR LIGHT GRAY MIL-PRF-23236, TYPE VII, CLASS 7, 10 - 12 MILS	ONE FULL COAT HAZE GRAY OR LIGHT GRAY MIL-PRF- 23236, TYPE VII, CLASS 7,10 - 12 MILS		
	19	POWER TOOL CLEAN TO BARE METAL, SSPC-SP 11 - OR - WATERJETTING TO NACE/SSPC-SP WJ-2/L - OR - NEAR WHITE METAL BLAST, NACE 2/SSPC-SP 10 - OR - SSPC-SP 10/L (WAB)/NACE WAB-2/L SEE NOTES (28) & (78)	ONE COAT MIL-PRF-23236, TYPE VII, CLASS 15B OR 17, 6 - 8 MILS		ONE COAT HAZE GRAY OR LIGHT GRAY MIL-PRF- 23236, TYPE VII, CLASS 15B OR 17, 6 - 8 MILS	ONE COAT HAZE GRAY OR LIGHT GRAY MIL-PRF-23236, TYPE VII, CLASS 15B OR 17, 6 - 8 MILS		

TABLE 3 STEEL SURFACES SURFACE SHIPS	LINE	A SURFACE PREPARATION	B PRIMER	C	D BULKHEADS & OVERHEADS	E DECKS	F INSULATION	G MARKINGS
	20	POWER TOOL CLEAN TO BARE METAL, SSPC-SP 11 (DECKS) POWER TOOL CLEANING, SSPC-SP 3 (BULKHEADS/ OVERHEADS) <i>SEE NOTE (28)</i>	"SINGLE COAT" ONE COAT MIL-PRF-23236 TYPE VII CLASS 17/18, HAZE GRAY OR LIGHT GRAY, 20-30 MILS SEE NOTE (24)					
FAN ROOMS	21	POWER TOOL CLEAN TO BARE METAL, SSPC-SP 11 - OR - WATERJETTING TO NACE/SSPC-SP WJ-2/L - OR - NEAR WHITE METAL BLAST, NACE 2/SSPC-SP 10 - OR - SSPC-SP 10/L (WAB)/NACE WAB-2/L <i>SEE NOTES (28) & (78)</i>	ONE COAT MIL-PRF-23236, TYPE VII, CLASS 15B OR 17, 6 - 8 MILS		ONE FULL COAT MIL-PRF-23236, TYPE VII, CLASS 15B OR 17, 6 - 8 MILS	ONE FULL COAT MIL-PRF-23236, TYPE VII, CLASS 15B OR 17, 6 - 8 MILS	HULL, VENTILATION & PIPING INSULATION ONE COAT MIL-PRF-24596, WATER-BASED INTERIOR LATEX, 2 - 4 MILS - OR - ONE COAT MIL-DTL-24607, 2 - 4 MILS IF REQUIRED FOR HIDING, ONE ADDITIONAL COAT MUST BE APPLIED. <i>SEE NOTES (9), (28), (41) & (94)</i>	
	21A	NEAR WHITE METAL BLAST, NACE 2/SSPC-SP 10	"SINGLE COAT" ONE COAT MIL-PRF-23236 TYPE VII CLASS 17/18, 20-30 MILS					
MIXING ROOM/GAS TURBINE EXHAUST UPTAKE SPACES AND TRUNKS WITH VENTS OR LOUVERS TO THE OUTSIDE ATMOSPHERE (BULKHEADS & DECKS)	22	NEAR WHITE METAL BLAST, NACE 2/SSPC-SP 10 <i>SEE NOTES (28) & (78)</i>	ONE COAT MIL-PRF-23236, TYPE VII, CLASS 5, 4 - 8 MILS		ONE FULL COAT HAZE GRAY OR LIGHT GRAY MIL-PRF-23236, TYPE VII, CLASS 5, 10 - 12 MILS	ONE FULL COAT HAZE GRAY OR LIGHT GRAY MIL-PRF-23236, TYPE VII, CLASS 5, 10 - 12 MILS		
UNDER AFFP PROPORTIONING UNITS (INSIDE THE COAMING) SEE NOTE (77)	23	POWER TOOL CLEAN TO BARE METAL, SSPC-SP 11 SEE NOTES (32) & (36)	ONE COAT MIL-PRF-32584, TYPE III, 12 - 18 MILS SEE NOTE (88)			ONE COAT MIL-PRF-32584, TYPE III, 12 - 18 MILS SEE NOTE (88)		

TABLE 3 STEEL SURFACES	LINE	A SURFACE PREPARATION	B PRIMER	C	D BULKHEADS & OVERHEADS	E DECKS	F INSULATION	G MARKINGS
SURFACE SHIPS								
INTERIOR DECK PASSAGEWAYS NOT RECEIVING DECK COVERINGS (HIGH DURABILITY DECK PAINT) SEE NOTE (12)	24	NEAR WHITE METAL BLAST, NACE 2/SSPC-SP 10 - OR - POWER TOOL CLEAN TO BARE METAL, SSPC-SP 11	ONE COAT MIL-PRF-32584, TYPES I OR II, 10 – 12 MILS SEE NOTE (88)			ONE COAT MIL-PRF-32584, TYPES I OR II, 10 – 12 MILS SEE NOTE (88)		
INTERIOR STEEL SURFACES	25	NEAR WHITE METAL BLAST, NACE 2/SSPC-SP 10 SEE NOTES (28) & (78)	2 COATS FORMULA 84, TT-P- 645, ALKYD, 2 - 4 MILS/COAT - OR - ONE COAT MIL-PRF-23236, TYPE V, VI, OR VII, CLASS 5 OR 7, 4 - 8 MILS --OR-- ONE COAT MIL-PRF-32584, TYPE I OR II, 10 – 12 MILS SEE NOTE (88) & (93)		2 COATS MIL-PRF-24596, WATER-BASED INTERIOR LATEX, 2 - 4 MILS/COAT - OR - 2 COATS MIL-DTL-24607, 2 - 4 MILS/COAT SEE NOTE (9)	TO DECKS NOT RECEIVING COVERING: ONE COAT MIL-PRF-32584, TYPE I OR II, 10 – 12 MILS SEE NOTE (88)	HULL, VENTILATION & PIPING INSULATION ONE COAT MIL-PRF-24596, WATER-BASED INTERIOR LATEX, 2 - 4 MILS - OR - ONE COAT MIL-DTL-24607, 2 - 4 MILS IF REQUIRED FOR HIDING, ONE ADDITIONAL COAT MUST BE APPLIED. SEE NOTES (9), (28), (41) & (94)	FOR COMPARTMENT PIPING & VENTILATION SEE NOTE (18)
	26	WATERJETTING TO NACE/SSPC-SP WJ-2/L -OR- NEAR WHITE METAL BLAST, NACE 2/SSPC-SP 10 - OR - SSPC-SP 10/L (WAB)/NACE WAB-2/L	2 COATS FORMULA 84, TT-P- 645, ALKYD, 2 - 4 MILS/COAT - OR - ONE COAT MIL-PRF-23236, TYPE V, VI, OR VII, CLASS 5 OR 7, 4 - 8 MILS --OR-- ONE COAT MIL-PRF-32584, TYPE I OR II, 10 – 12 MILS SEE NOTE (88) & (93)		2 COATS MIL-PRF-24596, WATER-BASED INTERIOR LATEX, 2 - 4 MILS/COAT - OR - 2 COATS MIL-DTL-24607, 2 - 4 MILS/COAT SEE NOTE (9)	TO DECKS NOT RECEIVING COVERING: ONE COAT MIL-PRF-32584, TYPE I OR II, 10 – 12 MILS SEE NOTE (88)	HULL, VENTILATION & PIPING INSULATION ONE COAT MIL-PRF-24596, WATER-BASED INTERIOR LATEX, 2 - 4 MILS - OR - ONE COAT MIL-DTL-24607, 2 - 4 MILS IF REQUIRED FOR HIDING, ONE ADDITIONAL COAT MUST BE APPLIED. SEE NOTES (9), (28), (41) & (94)	FOR COMPARTMENT PIPING & VENTILATION SEE NOTE (18)

TABLE 3 STEEL SURFACES SURFACE SHIPS	LINE	A SURFACE PREPARATION	B PRIMER	C	D BULKHEADS & OVERHEADS	E DECKS	F INSULATION	G MARKINGS
	27	NEAR WHITE METAL BLAST, NACE 2/SSPC-SP 10 - OR - POWER TOOL CLEAN TO BARE METAL, SSPC-SP 11	2 COATS FORMULA 84, TT-P- 645, ALKYD, 2 - 4 MILS/COAT - OR - ONE COAT MIL-PRF-23236, TYPE V, VI, OR VII, CLASS 5 OR 7, 4 - 8 MILS --OR-- ONE COAT MIL-PRF-32584, TYPE I OR II, 10 - 12 MILS SEE NOTE (88) & (93)		2 COATS MIL-PRF-24596, WATER-BASED INTERIOR LATEX, 2 - 4 MILS/COAT - OR - 2 COATS MIL-DTL-24607, 2 - 4 MILS/COAT SEE NOTE (9)	TO DECKS NOT RECEIVING COVERING: ONE COAT MIL-PRF-32584, TYPE I OR II, 10 - 12 MILS SEE NOTE (88)	HULL, VENTILATION & PIPING INSULATION ONE COAT MIL-PRF-24596, WATER-BASED INTERIOR LATEX, 2 - 4 MILS - OR - ONE COAT MIL-DTL-24607, 2 - 4 MILS IF REQUIRED FOR HIDING, ONE ADDITIONAL COAT MUST BE APPLIED. SEE NOTES (9), (28), (41) & (94)	FOR COMPARTMENT PIPING & VENTILATION SEE NOTE (18)

TABLE 3 ALUMINUM SURFACES SURFACE SHIPS	LINE	A SURFACE PREPARATION	B PRIMER	C	D BULKHEADS & OVERHEADS	E DECKS	F INSULATION	G MARKINGS
INTERIOR COMPARTMENTS SEE NOTE (17)	28	POWER TOOL CLEAN TO BARE METAL, SSPC-SP 11, SEE NOTES (28) & (89)	2 COATS FORMULA 84, TT-P-645, ALKYD, 2 - 4 MILS/COAT - OR - ONE COAT MIL-PRF-23236, TYPE V VI, OR VII, CLASS 5 OR 7, 4 - 8 MILS --OR-- ONE COAT MIL-PRF-32584, TYPES I OR II, 10 - 12 MILS SEE NOTE (88) & (93)		2 COATS MIL-DTL-24607, 2 - 4 MILS/COAT - OR - 2 COATS MIL-PRF-24596, WATER-BASED INTERIOR LATEX, 2 - 4 MILS/COAT SEE NOTE (9)	TO DECKS NOT RECEIVING COVERING: ONE COAT MIL-PRF-32584, TYPES I OR II, 10 - 12 MILS SEE NOTE (88)	HULL, VENTILATION & PIPING INSULATION ONE COAT MIL-DTL-24607, 2 - 4 MILS - OR - ONE COAT MIL-PRF-24596, WATER-BASED INTERIOR LATEX, 2 - 4 MILS IF REQUIRED FOR HIDING, ONE ADDITIONAL COAT MUST BE APPLIED. SEE NOTES (9), (28), (41) & (94)	FOR COMPARTMENT PIPING & VENTILATION SEE NOTE (18) & (94)
	29	HAND TOOL CLEANING, SSPC-SP 2 SEE NOTES (28) & (89)	2 COATS FORMULA 84, TT-P-645, ALKYD, 2 - 4 MILS/COAT - OR - ONE COAT MIL-PRF-23236, TYPE V VI, OR VII, CLASS 5 OR 7, 4 - 8 MILS --OR-- ONE COAT MIL-PRF-32584, TYPES I OR II, 10 - 12 MILS SEE NOTE (88) & (93)		2 COATS MIL-DTL-24607, 2 - 4 MILS/COAT - OR - 2 COATS MIL-PRF-24596, WATER-BASED INTERIOR LATEX, 2 - 4 MILS/COAT SEE NOTE (9)	TO DECKS NOT RECEIVING COVERING: ONE COAT MIL-PRF-32584, TYPES I OR II, 10 - 12 MILS SEE NOTE (88)	HULL, VENTILATION & PIPING INSULATION ONE COAT MIL-DTL-24607, 2 - 4 MILS - OR - ONE COAT MIL-PRF-24596, WATER-BASED INTERIOR LATEX, 2 - 4 MILS IF REQUIRED FOR HIDING, ONE ADDITIONAL COAT MUST BE APPLIED. SEE NOTES (9), (28), (41) & (94)	FOR COMPARTMENT PIPING & VENTILATION SEE NOTE (18) & (94)
INTERIOR COMPARTMENTS (OVERCOAT) SEE NOTE (17)	30	HAND TOOL CLEANING, SSPC-SP 2 SEE NOTES (28) & (89)	SAME AS LINE 26 FOR BARE METAL AREAS		SAME AS LINE 28 EXCEPT ONE COAT	TO DECKS NOT RECEIVING COVERING: ONE COAT MIL-PRF-32584, TYPES I OR II, 10 - 12 MILS SEE NOTE (88)	HULL, VENTILATION & PIPING INSULATION ONE COAT MIL-DTL-24607, 2 - 4 MILS - OR - ONE COAT MIL-PRF-24596, WATER-BASED INTERIOR LATEX, 2 - 4 MILS IF REQUIRED FOR HIDING, ONE ADDITIONAL COAT MUST BE APPLIED. SEE NOTES (9), (28), (41) & (94)	FOR COMPARTMENT PIPING & VENTILATION SEE NOTE (18) & (94)

TABLE 3 ALUMINUM SURFACES SURFACE SHIPS	LINE	A SURFACE PREPARATION	B PRIMER	C	D BULKHEADS & OVERHEADS	E DECKS	F INSULATION	G MARKINGS
	31	POWER TOOL CLEANING, SSPC-SP 3 SEE NOTES (28) & (89)	SAME AS LINE 26 FOR BARE METAL AREAS		SAME AS LINE 28 EXCEPT ONE COAT	<i>TO DECKS NOT RECEIVING COVERING:</i> <i>ONE COAT MIL-PRF-32584, TYPES I OR II, 10 – 12 MILS</i> <i>SEE NOTE (88)</i>	<i>TO DECKS NOT RECEIVING COVERING:</i> <i>ONE COAT MIL-PRF-32584, TYPES I OR II, 10 – 12 MILS</i> <i>SEE NOTE (88)</i>	<i>TO DECKS NOT RECEIVING COVERING:</i> <i>ONE COAT MIL-PRF- 32584, TYPES I OR II, 10 – 12 MILS</i> <i>SEE NOTE (88)</i>
WELDING BAYS AND LIGHT TRAPS	32	<i>POWER TOOL CLEAN TO BARE METAL, SSPC-SP 11,</i> <i>SEE NOTES (28) & (89)</i>	<i>2 COATS FORMULA 84, TT-P-645, ALKYD, 2 - 4 MILS/COAT - OR - ONE COAT MIL-PRF-23236, TYPE V VI, OR VII, CLASS 5 OR 7, 4 - 8 MILS --OR-- ONE COAT MIL-PRF-32584, TYPES I OR II, 10 – 12 MILS</i> <i>SEE NOTE (88) & (93)</i>		ONE COAT BLACK, LOW GLOSS MIL-PRF-23236, TYPE V, VI, OR VII, 4 - 8 MILS	ONE COAT BLACK, SEMI- GLOSS MIL-PRF-23236, TYPE V, VI, OR VII, 4 - 8 MILS - OR - ONE COAT MIL-PRF-32584, TYPES I OR II, 10 – 12 MILS SEE NOTE (88)		
	33	<i>HAND TOOL CLEANING, SSPC-SP 2</i> <i>SEE NOTES (28) & (89)</i>	<i>2 COATS FORMULA 84, TT-P-645, ALKYD, 2 - 4 MILS/COAT - OR - ONE COAT MIL-PRF-23236, TYPE V VI, OR VII, CLASS 5 OR 7, 4 - 8 MILS --OR-- ONE COAT MIL-PRF-32584, TYPES I OR II, 10 – 12 MILS</i> <i>SEE NOTE (88) & (93)</i>		<i>ONE COAT BLACK, LOW GLOSS MIL-PRF-23236, TYPE V, VI, OR VII, 4 - 8 MILS</i>	<i>ONE COAT BLACK, SEMI- GLOSS MIL-PRF-23236, TYPE V, VI, OR VII, 4 - 8 MILS - OR - ONE COAT MIL-PRF-32584, TYPES I OR II, 10 – 12 MILS</i> <i>SEE NOTE (88)</i>		

TABLE 3 ALUMINUM SURFACES SURFACE SHIPS	LINE	A SURFACE PREPARATION	B PRIMER	C	D BULKHEADS & OVERHEADS	E DECKS	F INSULATION	G MARKINGS
WET SPACES (WASH ROOMS, WATER CLOSETS, SHOWER STALLS, GALLEYS, SCULLERIES, & STOREROOMS WHERE HEAVY CONDENSATION IS COMMON)	34	POWER TOOL CLEAN TO BARE METAL, SSPC-SP 11 (DECKS) POWER TOOL CLEANING, SSPC-SP 3 (BULKHEADS/ OVERHEADS) SEE NOTE (28) & (89)	"SINGLE COAT" ONE COAT MIL-PRF-23236 TYPE VII CLASS 17/18, 20-30 MILS SEE NOTE (24)				<i>HULL, VENTILATION & PIPING INSULATION</i> <i>ONE COAT MIL-DTL-24607, 2 - 4 MILS</i> <i>- OR -</i> <i>ONE COAT MIL-PRF-24596, WATER-BASED INTERIOR LATEX, 2 - 4 MILS</i> <i>IF REQUIRED FOR HIDING, ONE ADDITIONAL COAT MUST BE APPLIED.</i> <i>SEE NOTES (9), (28), (41) & (94)</i>	<i>FOR COMPARTMENT PIPING & VENTILATION</i> <i>SEE NOTE (18) & (94)</i>
	35	<i>POWER TOOL CLEAN TO BARE METAL, SSPC-SP 11 (DECKS)</i> <i>POWER TOOL CLEANING, SSPC-SP 3 (BULKHEADS/ OVERHEADS)</i> <i>SEE NOTE (28) & (89)</i>	ONE COAT MIL-PRF-23236, TYPE VII, CLASS 15B OR 17, 6 - 8 MILS --OR-- ONE COAT MIL-PRF-32584, TYPE II, 10 - 12 MILS SEE NOTE (88)			TO DECKS NOT RECEIVING COVERING: ONE COAT MIL-PRF-32584, TYPE II, 10 - 12 MILS SEE NOTE (88)	<i>HULL, VENTILATION & PIPING INSULATION</i> <i>ONE COAT MIL-DTL-24607, 2 - 4 MILS</i> <i>- OR -</i> <i>ONE COAT MIL-PRF-24596, WATER-BASED INTERIOR LATEX, 2 - 4 MILS</i> <i>IF REQUIRED FOR HIDING, ONE ADDITIONAL COAT MUST BE APPLIED.</i> <i>SEE NOTES (9), (28), (41) & (94)</i>	<i>FOR COMPARTMENT PIPING & VENTILATION</i> <i>SEE NOTE (18) & (94)</i>
MACHINERY SPACES & BILGES	36	POWER TOOL CLEAN TO BARE METAL, SSPC-SP 11 - OR - WATERJETTING TO NACE/SSPC-SP WJ-2 - OR - THOROUGH ABRASIVE BLAST CLEANING OF NON-FERROUS METALS, SSPC-SP 17 USING GARNET, ALUMINUM OXIDE, OR CRUSHED GLASS SEE NOTES (28), (78), (89), & (90)	ONE COAT MIL-PRF-23236, TYPE VII, CLASS 17, 6 - 8 MILS		ABOVE BILGE AREA: 2 COATS F-124, MIL-DTL-24607, 2 - 4 MILS/COAT	BILGE AREA: ONE FULL COAT MIL-PRF-23236, TYPE VII, CLASS 17, 6 - 8 MILS	<i>HULL, VENTILATION & PIPING INSULATION</i> <i>ONE COAT MIL-DTL-24607, 2 - 4 MILS</i> <i>- OR -</i> <i>ONE COAT MIL-PRF-24596, WATER-BASED INTERIOR LATEX, 2 - 4 MILS</i> <i>IF REQUIRED FOR HIDING, ONE ADDITIONAL COAT MUST BE APPLIED.</i> <i>SEE NOTES (9), (28), (41) & (94)</i>	

TABLE 3 ALUMINUM SURFACES SURFACE SHIPS	LINE	A SURFACE PREPARATION	B PRIMER	C	D BULKHEADS & OVERHEADS	E DECKS	F INSULATION	G MARKINGS
	37	POWER TOOL CLEAN TO BARE METAL, SSPC-SP 11 - OR - WATERJETTING TO NACE/SSPC-SP WJ-2 - OR - THOROUGH ABRASIVE BLAST CLEANING OF NON-FERROUS METALS, SSPC-SP 17 USING GARNET, ALUMINUM OXIDE, OR CRUSHED GLASS SEE NOTES (28), (78), (89), & (90)	ONE COAT MIL-PRF-23236, TYPE VII, CLASS 15B, 6 - 8 MILS		ABOVE BILGE AREA: 2 COATS F-124, MIL-DTL-24607, 2 - 4 MILS/COAT	BILGE AREA: ONE FULL COAT MIL-PRF-23236, TYPE VII, CLASS 15B, 6 - 8 MILS SEE NOTE (4)	HULL, VENTILATION & PIPING INSULATION ONE COAT MIL-DTL-24607, 2 - 4 MILS - OR - ONE COAT MIL-PRF-24596, WATER-BASED INTERIOR LATEX, 2 - 4 MILS IF REQUIRED FOR HIDING, ONE ADDITIONAL COAT MUST BE APPLIED. SEE NOTES (9), (28), (41) & (94)	
	38	THOROUGH ABRASIVE CLEANING OF NON-FERROUS METALS, SSPC-SP 17 USING GARNET, ALUMINUM OXIDE, OR CRUSHED GLASS SEE NOTES (28) & (78)	ONE COAT MIL-PRF-23236, TYPE VII, CLASS 5, 4 - 8 MILS		ABOVE BILGE AREA: 2 COATS F-124, MIL-DTL-24607, 2 - 4 MILS/COAT	BILGE AREA: ONE FULL COAT MIL-PRF-23236, TYPE VII, CLASS 5, 10 - 12 MILS SEE NOTE (4)	HULL, VENTILATION & PIPING INSULATION ONE COAT MIL-DTL-24607, 2 - 4 MILS - OR - ONE COAT MIL-PRF-24596, WATER-BASED INTERIOR LATEX, 2 - 4 MILS IF REQUIRED FOR HIDING, ONE ADDITIONAL COAT MUST BE APPLIED. SEE NOTES (9), (28), (41) & (94)	
	39	THOROUGH ABRASIVE CLEANING OF NON-FERROUS METALS, SSPC-SP 17 USING GARNET, ALUMINUM OXIDE, OR CRUSHED GLASS SEE NOTES (28) & (78)	"SINGLE COAT" ONE COAT MIL-PRF-23236 TYPE VII CLASS 5/18, 20-30 MILS SEE NOTE (24)		ABOVE BILGE AREA: 2 COATS F-124, MIL-DTL-24607, 2 - 4 MILS/COAT		HULL, VENTILATION & PIPING INSULATION ONE COAT MIL-DTL-24607, 2 - 4 MILS - OR - ONE COAT MIL-PRF-24596, WATER-BASED INTERIOR LATEX, 2 - 4 MILS IF REQUIRED FOR HIDING, ONE ADDITIONAL COAT MUST BE APPLIED. SEE NOTES (9), (28), (41) & (94)	

TABLE 3 ALUMINUM SURFACES SURFACE SHIPS	LINE	A SURFACE PREPARATION	B PRIMER	C	D BULKHEADS & OVERHEADS	E DECKS	F INSULATION	G MARKINGS
	40	POWER TOOL CLEAN TO BARE METAL, SSPC-SP 11 - OR - WATERJETTING TO NACE/SSPC-SP WJ-2 - OR - THOROUGH ABRASIVE BLAST CLEANING OF NON-FERROUS METALS, SSPC-SP 17 USING GARNET, ALUMINUM OXIDE, OR CRUSHED GLASS SEE NOTES (28), (78), (89), & (90)	"SINGLE COAT" ONE COAT MIL-PRF-23236 TYPE VII CLASS 17/18, 20-30 MILS SEE NOTE (24)		ABOVE BILGE AREA: 2 COATS F-124, MIL-DTL-24607, 2 - 4 MILS/COAT		HULL, VENTILATION & PIPING INSULATION ONE COAT MIL-DTL-24607, 2 - 4 MILS - OR - ONE COAT MIL-PRF-24596, WATER-BASED INTERIOR LATEX, 2 - 4 MILS IF REQUIRED FOR HIDING, ONE ADDITIONAL COAT MUST BE APPLIED. SEE NOTES (9), (28), (41) & (94)	
VENT PLENUMS	41	THOROUGH ABRASIVE CLEANING OF NON-FERROUS METALS, SSPC-SP 17 USING GARNET, ALUMINUM OXIDE, OR CRUSHED GLASS SEE NOTES (28) & (78)	ONE COAT MIL-PRF-23236, TYPE VII, CLASS 5, 4 - 8 MILS		ONE FULL COAT HAZE GRAY OR LIGHT GRAY MIL-PRF-23236, TYPE VII, CLASS 5, 10 - 12 MILS	ONE FULL COAT HAZE GRAY OR LIGHT GRAY MIL-PRF-23236, TYPE VII, CLASS 5, 10 - 12 MILS	2 COATS MIL-PRF-24596 GRADE A WATER BASED LATEX, GRAY, AS REQUIRED FOR HIDING (OVER INSTALLED INSULATION) SEE NOTE (94)	
	42	THOROUGH ABRASIVE CLEANING OF NON-FERROUS METALS, SSPC-SP 17 USING GARNET, ALUMINUM OXIDE, OR CRUSHED GLASS SEE NOTES (28) & (78)	"SINGLE COAT" ONE COAT MIL-PRF-23236 TYPE VII CLASS 5/18, HAZE GRAY OR LIGHT GRAY, 20-30 MILS SEE NOTE (24)				2 COATS MIL-PRF-24596 GRADE A WATER BASED LATEX, GRAY, AS REQUIRED FOR HIDING (OVER INSTALLED INSULATION) SEE NOTE (94)	
	43	WATERJETTING TO NACE/SSPC-SP WJ-2 - OR - THOROUGH ABRASIVE BLAST CLEANING OF NON-FERROUS METALS, SSPC-SP 17 USING GARNET, ALUMINUM OXIDE, OR CRUSHED GLASS SEE NOTES (90)	ONE COAT MIL-PRF-23236, TYPE VII, CLASS 17, 6 - 8 MILS		ONE FULL COAT HAZE GRAY OR LIGHT GRAY MIL-PRF-23236, TYPE VII, CLASS 17, 6 - 8 MILS	ONE FULL COAT HAZE GRAY OR LIGHT GRAY MIL-PRF-23236, TYPE VII, CLASS 17, 6 - 8 MILS	2 COATS MIL-PRF-24596 GRADE A WATER BASED LATEX, GRAY, AS REQUIRED FOR HIDING (OVER INSTALLED INSULATION) SEE NOTE (94)	

TABLE 3 ALUMINUM SURFACES SURFACE SHIPS	LINE	A SURFACE PREPARATION	B PRIMER	C	D BULKHEADS & OVERHEADS	E DECKS	F INSULATION	G MARKINGS
	44	WATERJETTING TO NACE/SSPC-SP WJ-2 - OR - THOROUGH ABRASIVE BLAST CLEANING OF NON-FERROUS METALS, SSPC-SP 17 USING GARNET, ALUMINUM OXIDE, OR CRUSHED GLASS <i>SEE NOTES (90)</i>	ONE COAT MIL-PRF-23236, TYPE VII, CLASS 15B, 6 - 8 MILS		ONE FULL COAT HAZE GRAY OR LIGHT GRAY MIL-PRF-23236, TYPE VII, CLASS 15B, 6 - 8 MILS	ONE FULL COAT HAZE GRAY OR LIGHT GRAY MIL-PRF-23236, TYPE VII, CLASS 15B, 6 - 8 MILS	2 COATS MIL-PRF-24596 GRADE A WATER BASED LATEX, GRAY, AS REQUIRED FOR HIDING (OVER INSTALLED INSULATION) <i>SEE NOTE (94)</i>	
	45	WATERJETTING TO NACE/SSPC-SP WJ-2 - OR - THOROUGH ABRASIVE BLAST CLEANING OF NON-FERROUS METALS, SSPC-SP 17 USING GARNET, ALUMINUM OXIDE, OR CRUSHED GLASS <i>SEE NOTES (90)</i>	"SINGLE COAT" ONE COAT MIL-PRF-23236 TYPE VII CLASS 17/18, HAZE GRAY OR LIGHT GRAY, 20-30 MILS <i>SEE NOTE (24)</i>				2 COATS MIL-PRF-24596 GRADE A WATER BASED LATEX, GRAY, AS REQUIRED FOR HIDING (OVER INSTALLED INSULATION) <i>SEE NOTE (94)</i>	
CLEAN AND DIRTY SIDE OF COMBUSTION AIR INTAKES/EXHAUST TRUNKS <i>SEE NOTE (66)</i>	46	THOROUGH ABRASIVE CLEANING OF NON-FERROUS METALS, SSPC-SP 17 USING GARNET, ALUMINUM OXIDE, OR CRUSHED GLASS <i>SEE NOTES (28) & (78)</i>	ONE COAT MIL-PRF-23236, TYPE VII, CLASS 7, 4 - 8 MILS			ONE FULL COAT HAZE GRAY OR LIGHT GRAY MIL-PRF-23236, TYPE VII, CLASS 7, 10 - 12 MILS		

TABLE 3 ALUMINUM SURFACES SURFACE SHIPS	LINE	A SURFACE PREPARATION	B PRIMER	C	D BULKHEADS & OVERHEADS	E DECKS	F INSULATION	G MARKINGS
	47	POWER TOOL CLEAN TO BARE METAL, SSPC-SP 11 - OR - WATERJETTING TO NACE/SSPC-SP WJ-2 - OR - THOROUGH ABRASIVE BLAST CLEANING OF NON-FERROUS METALS, SSPC-SP 17 USING GARNET, ALUMINUM OXIDE, OR CRUSHED GLASS <i>SEE NOTES (28), (78), (89), & (90)</i>	ONE COAT MIL-PRF-23236, TYPE VII, CLASS 17 6 - 8 MILS			ONE FULL COAT HAZE GRAY OR LIGHT GRAY MIL-PRF-23236, TYPE VII, CLASS 17, 6 - 8 MILS		
	48	POWER TOOL CLEAN TO BARE METAL, SSPC-SP 11 - OR - WATERJETTING TO NACE/SSPC-SP WJ-2 - OR - THOROUGH ABRASIVE BLAST CLEANING OF NON-FERROUS METALS, SSPC-SP 17 USING GARNET, ALUMINUM OXIDE, OR CRUSHED GLASS <i>SEE NOTES (28), (78), (89), & (90)</i>	ONE COAT MIL-PRF-23236, TYPE VII, CLASS 15B, 6 - 8 MILS			ONE FULL COAT HAZE GRAY OR LIGHT GRAY MIL-PRF-23236, TYPE VII, CLASS 15B, 6 - 8 MILS		
	49	POWER TOOL CLEAN TO BARE METAL, SSPC-SP 11 - OR - WATERJETTING TO NACE/SSPC-SP WJ-2 - OR - THOROUGH ABRASIVE BLAST CLEANING OF NON-FERROUS METALS, SSPC-SP 17 USING GARNET, ALUMINUM OXIDE, OR CRUSHED GLASS <i>SEE NOTES (28), (78), (89), & (90)</i>	"SINGLE COAT" ONE COAT MIL-PRF-23236 TYPE VII CLASS 17/18, HAZE GRAY OR LIGHT GRAY, 20-30 MILS SEE NOTE (24)					

TABLE 3 ALUMINUM SURFACES SURFACE SHIPS	LINE	A SURFACE PREPARATION	B PRIMER	C	D BULKHEADS & OVERHEADS	E DECKS	F INSULATION	G MARKINGS
	53	THOROUGH ABRASIVE CLEANING OF NON- FERROUS METALS, SSPC- SP 17 USING GARNET, ALUMINUM OXIDE, OR CRUSHED GLASS SEE NOTES (28) & (78)	2 COATS FORMULA 84, TT-P-645, ALKYD, 2 - 4 MILS/COAT - OR - ONE COAT MIL-PRF-23236, TYPE V VI, OR VII, CLASS 5 OR 7, 4 - 8 MILS --OR-- ONE COAT MIL-PRF-32584, TYPES I OR II, 10 - 12 MILS SEE NOTE (88) & (93)		2 COATS MIL-DTL-24607, 2 - 4 MILS/COAT - OR - 2 COATS MIL-PRF-24596, WATER-BASED INTERIOR LATEX, 2 - 4 MILS/COAT SEE NOTE (9)	TO DECKS NOT RECEIVING COVERING: ONE COAT MIL-PRF-32584, TYPES I OR II, 10 - 12 MILS SEE NOTE (88)	HULL, VENTILATION & PIPING INSULATION ONE COAT MIL-DTL-24607, 2 - 4 MILS - OR - ONE COAT MIL-PRF-24596, WATER-BASED INTERIOR LATEX, 2 - 4 MILS IF REQUIRED FOR HIDING, ONE ADDITIONAL COAT MUST BE APPLIED. SEE NOTES (9), (28), (41) & (94)	FOR COMPARTMENT PIPING & VENTILATION SEE NOTE (18) & (94)
	54	WATERJETTING TO NACE/SSPC-SP WJ-2 - OR - THOROUGH ABRASIVE BLAST CLEANING OF NON-FERROUS METALS, SSPC-SP 17 USING GARNET, ALUMINUM OXIDE, OR CRUSHED GLASS SEE NOTES (90)	2 COATS FORMULA 84, TT-P-645, ALKYD, 2 - 4 MILS/COAT - OR - ONE COAT MIL-PRF-23236, TYPE V VI, OR VII, CLASS 5 OR 7, 4 - 8 MILS --OR-- ONE COAT MIL-PRF-32584, TYPES I OR II, 10 - 12 MILS SEE NOTE (88) & (93)		2 COATS MIL-DTL-24607, 2 - 4 MILS/COAT - OR - 2 COATS MIL-PRF-24596, WATER-BASED INTERIOR LATEX, 2 - 4 MILS/COAT SEE NOTE (9)	TO DECKS NOT RECEIVING COVERING: ONE COAT MIL-PRF-32584, TYPES I OR II, 10 - 12 MILS SEE NOTE (88)	HULL, VENTILATION & PIPING INSULATION ONE COAT MIL-DTL-24607, 2 - 4 MILS - OR - ONE COAT MIL-PRF-24596, WATER-BASED INTERIOR LATEX, 2 - 4 MILS IF REQUIRED FOR HIDING, ONE ADDITIONAL COAT MUST BE APPLIED. SEE NOTES (9), (28), (41) & (94)	FOR COMPARTMENT PIPING & VENTILATION SEE NOTE (18) & (94)

TABLE 3 GRP FIBERGLASS SURFACES SURFACE SHIPS	LINE	A SURFACE PREPARATION	B PRIMER	C WELDING BAYS & LIGHT TRAPS	D BULKHEADS & OVERHEADS	E DECKS	F INSULATION	G MARKINGS
INTERIOR FIBROUS GLASS BOARDS	55	SOAP & WATER CLEAN & HAND SAND AS NECESSARY	ONE COAT FORMULA 84, TT-P- 645, ALKYD, 2 - 4 MILS <i>SEE NOTE (93)</i>		2 COATS WATER-BASED INTERIOR LATEX, MIL-PRF- 24596, 2 - 4 MILS/COAT			
	56	<i>SOAP & WATER CLEAN & HAND SAND AS NECESSARY</i>	ONE COAT FORMULA 84, TT-P- 645, ALKYD, 2 - 4 MILS <i>SEE NOTE (93)</i>		2 COATS OF FINISH COAT MIL-DTL-24607, 2 - 4 MILS/COAT, F-124, 125, OR 126 (COLOR TO BE DESIGNATED)			

TABLE 3 WOOD SURFACES SURFACE SHIPS	LINE	A SURFACE PREPARATION	B PRIMER	C WELDING BAYS & LIGHT TRAPS	D BULKHEADS & OVERHEADS	E DECKS	F INSULATION	G MARKINGS
INTERIOR COMPARTMENTS SEE NOTE (17)	57	HAND TOOL CLEAN -- & -- POWER TOOL CLEAN TO BARE WOOD OR TIGHTLY ADHERING INTACT PAINT	2 COATS FORMULA 84, ALKYD, TT-P-645, 2 - 4 MILS/COAT - OR - ONE COAT MIL-DTL-24441 TYPE IV, 2 - 4 MILS <i>SEE NOTE (93)</i>		2 COATS MIL-PRF-24596, WATER-BASED INTERIOR LATEX, 2 - 4 MILS/COAT SEE NOTE (9)	ONE COAT MIL-DTL-24441 TYPE IV, 2 - 4 MILS		FOR COMPARTMENT PIPING & VENTILATION SEE NOTE (18)
	58	<i>HAND TOOL CLEAN</i> -- & -- <i>POWER TOOL CLEAN TO BARE WOOD OR TIGHTLY ADHERING INTACT PAINT</i>	2 COATS FORMULA 84, ALKYD, TT-P-645, 2 - 4 MILS/COAT - OR - ONE COAT MIL-DTL-24441 TYPE IV, 2 - 4 MILS <i>SEE NOTE (93)</i>		2 COATS MIL-DTL-24607, 2 - 4 MILS/COAT	ONE COAT MIL-DTL-24441 TYPE IV, 2 - 4 MILS		<i>FOR COMPARTMENT PIPING & VENTILATION</i> <i>SEE NOTE (18)</i>

TABLE 4 STEEL SURFACES SURFACE SHIPS	LINE	A SURFACE PREPARATION	B	C	D	E	F	G TOTAL SYSTEM SEE NOTE (53)
AIRCRAFT CARRIER POTABLE WATER TANKS SEE NOTE (26)	1	NEAR WHITE METAL BLAST, NACE 2/SSPC-SP 10	ONE COAT F-150, MIL-DTL-24441, TYPE III, 2 - 4 MILS	ONE STRIPE COAT MIL-DTL-24441, TYPE III, 2 - 4 MILS	ONE COAT MIL-DTL-24441, TYPE III, 2 - 4 MILS	ONE STRIPE COAT MIL-DTL-24441, TYPE III, 2 - 4 MILS	ONE COAT MIL-DTL- 24441, TYPE III, <i>F-152</i> , 2 - 4 MILS AT ADEQUATE THICKNESS TO MEET COATING RANGE	TOTAL SYSTEM 8 MILS MIN, 12 MILS MAX (AREAS WITHOUT STRIPE COAT) SEE NOTE (37)
	2	<i>NEAR WHITE METAL BLAST, NACE 2/SSPC-SP 10</i>	ONE COAT MIL-PRF-23236, TYPE VII, CLASS 9, 4 - 8 MILS SEE NOTES (55), (58), & (73)		ONE COAT MIL-PRF-23236, TYPE VII, CLASS 9, 10 - 12 MILS WHITE OR OFF-WHITE SEE NOTES (55) & (73)			
	3	<i>NEAR WHITE METAL BLAST, NACE 2/SSPC-SP 10</i>	"SINGLE COAT" ONE COAT MIL-PRF-23236 TYPE VII CLASS 9/18, 20-30 MILS WHITE OR OFF-WHITE SEE NOTES (24), (55), & (58)					
NON-AIRCRAFT CARRIER POTABLE WATER TANKS SEE NOTES (26) & (54)	4	<i>NEAR WHITE METAL BLAST, NACE 2/SSPC-SP 10</i>	ONE COAT MIL-PRF-23236, TYPE VII, CLASS 9, 4 - 8 MILS SEE NOTES (55) & (58)		ONE COAT MIL-PRF-23236, TYPE VII, CLASS 9, 10 - 12 MILS WHITE OR OFF-WHITE SEE NOTE (55)			
	5	<i>NEAR WHITE METAL BLAST, NACE 2/SSPC-SP 10</i>	"SINGLE COAT" ONE COAT MIL-PRF-23236 TYPE VII CLASS 9/18, 20-30 MILS WHITE OR OFF-WHITE SEE NOTES (24), (55), & (58)					
AIRCRAFT CARRIER RESERVE FEEDWATER TANKS AND FRESH WATER DRAIN COLLECTING TANKS SEE NOTE (26)	6	<i>NEAR WHITE METAL BLAST, NACE 2/SSPC-SP 10</i>	ONE COAT F-150, MIL-DTL-24441, TYPE III, 2 - 4 MILS	ONE STRIPE COAT MIL-DTL-24441, TYPE III, 2 - 4 MILS	ONE COAT MIL-DTL-24441, TYPE III, 2 - 4 MILS	ONE STRIPE COAT MIL-DTL-24441, TYPE III, 2 - 4 MILS	ONE COAT MIL-DTL- 24441, TYPE III, 2 - 4 MILS AT ADEQUATE THICKNESS TO MEET COATING RANGE	TOTAL SYSTEM 8 MILS MIN, 12 MILS MAX (AREAS WITHOUT STRIPE COAT)

TABLE 4 STEEL SURFACES SURFACE SHIPS	LINE	A SURFACE PREPARATION	B	C	D	E	F	G TOTAL SYSTEM SEE NOTE (53)
NON-AIRCRAFT CARRIER RESERVE FEEDWATER TANKS AND FRESHWATER DRAIN COLLECTING TANKS SEE NOTES (26) & (54)	7	NEAR WHITE METAL BLAST, NACE 2/SSPC-SP 10	ONE COAT F-150, MIL-DTL-24441, TYPE III, 2 - 4 MILS	ONE STRIPE COAT MIL-DTL-24441, TYPE III, 2 - 4 MILS	ONE COAT MIL-DTL-24441, TYPE III, 2 - 4 MILS	ONE STRIPE COAT MIL-DTL-24441, TYPE III, 2 - 4 MILS	ONE COAT MIL-DTL- 24441, TYPE III, 2 - 4 MILS AT ADEQUATE THICKNESS TO MEET COATING RANGE	TOTAL SYSTEM 8 MILS MIN, 12 MILS MAX (AREAS WITHOUT STRIPE COAT)
	8	NEAR WHITE METAL BLAST, NACE 2/SSPC-SP 10	ONE COAT MIL-PRF-23236, TYPE VII, CLASS 11, 4 - 8 MILS SEE NOTES (55) & (58)		ONE COAT MIL-PRF-23236, TYPE VII, CLASS 11, 10 - 12 MILS SEE NOTE (55)			
	9	NEAR WHITE METAL BLAST, NACE 2/SSPC-SP 10	"SINGLE COAT" ONE COAT MIL-PRF-23236 TYPE VII CLASS 11/18, 20-30 MILS SEE NOTES (24) (55), & (58)					
JET PROPULSION FUEL (JP-5) TANKS, MOGAS TANKS, CONTAMINATED FUEL TANKS, DDG 51 AND LHD CLASS FUEL SERVICE TANKS, FUEL STORAGE COMP TANKS, SUMPS, DIRTY DRAIN COLLECTING TANKS, BILGE & OILY WASTE TANKS 15-20 YEARS SERVICE LIFE SEE NOTES (26) & (65)	10	NEAR WHITE METAL BLAST, NACE 2/SSPC-SP 10	ONE COAT MIL-PRF-23236, TYPE VII, CLASS 5, 4 - 8 MILS SEE NOTES (58), & (84)		ONE COAT MIL-PRF-23236, TYPE VII, CLASS 5, 10 - 12 MILS SEE NOTE (84)			
	11	NEAR WHITE METAL BLAST, NACE 2/SSPC-SP 10	"SINGLE COAT" ONE COAT MIL-PRF-23236 TYPE VII CLASS 5/18, 20-30 MILS SEE NOTES (24), (58), & (84)					
JP-5 TANKS, MOGAS TANKS, CONTAMINATED FUEL TANKS, DDG 51 CLASS FUEL SERVICE TANKS, FUEL STORAGE COMP TANKS, SUMPS, DIRTY DRAIN	12	NEAR WHITE METAL BLAST, NACE 2/SSPC-SP 10	ONE COAT MIL-PRF-23236, TYPE VII, CLASS 5, 4 - 8 MILS SEE NOTES (58), & (84)		ONE COAT MIL-PRF-23236, TYPE VII, CLASS 5, 10 - 12 MILS SEE NOTE (84)			

TABLE 4 STEEL SURFACES SURFACE SHIPS	LINE	A SURFACE PREPARATION	B	C	D	E	F	G TOTAL SYSTEM
								SEE NOTE (53)
COLLECTING TANKS, BILGE & OILY WASTE TANKS 10-12 YEARS SERVICE LIFE SEE NOTES (65) & (38)	13	NEAR WHITE METAL BLAST, NACE 2/SSPC-SP 10	"SINGLE COAT" ONE COAT MIL-PRF-23236 TYPE VII CLASS 5/18, 20-30 MILS SEE NOTES (24), (58), & (84)					
INTENTIONALLY LEFT BLANK	14	INTENTIONALLY LEFT BLANK	INTENTIONALLY LEFT BLANK					
COLLECTION, HOLDING AND TRANSFER (CHT), VACUUM COLLECTION (VC) / MARINE SANITATION DEVICE (MSD)/ LAUNDRY DRAIN COLLECTION TANKS SEE NOTE (26)	15	NEAR WHITE METAL BLAST, NACE 2/SSPC-SP 10	ONE COAT MIL-PRF-23236, TYPE VII, CLASS 13, 4 - 8 MILS SEE NOTE (58)		ONE COAT MIL-PRF-23236, TYPE VII, CLASS 13, 10 - 12 MILS			
	16	NEAR WHITE METAL BLAST, NACE 2/SSPC-SP 10	"SINGLE COAT" ONE COAT MIL-PRF-23236, TYPE VII CLASS 13/18, 20-30 MILS SEE NOTES (24), & (58)					
BALLAST TANKS, FLOODABLE VOIDS EDGE RETENTIVE-EXTENDED SERVICE LIFE 15-20 YEARS (MORE STRINGENT HUMIDITY REQUIREMENTS) SEE NOTE (26)	17	NEAR WHITE METAL BLAST, NACE 2/SSPC-SP 10	"SINGLE COAT" ONE COAT MIL-PRF-23236 TYPE VII CLASS 7/18, 20-30 MILS SEE NOTES (24), (58), & (84)					
BALLAST TANKS, FLOODABLE VOIDS EDGE RETENTIVE SERVICE LIFE 10 - 12 YEARS (LESS STRINGENT HUMIDITY REQUIREMENTS) SEE NOTE (38)	18	NEAR WHITE METAL BLAST, NACE 2/SSPC-SP 10	"SINGLE COAT" ONE COAT MIL-PRF-23236 TYPE VII CLASS 7/18, 20-30 MILS SEE NOTES (24), (58), & (84)					

TABLE 4 STEEL SURFACES SURFACE SHIPS	LINE	A SURFACE PREPARATION	B	C	D	E	F	G TOTAL SYSTEM
								SEE NOTE (53)
<i>BALLAST TANKS, FLOODABLE VOIDS UP TO 10 YEARS SERVICE LIFE</i> <i>SEE NOTE (38)</i>	19	<i>THOROUGH SPOT AND SWEEP BLAST CLEANING, SSPC-SP 18</i> <i>SEE NOTE (67)</i>	<i>"SINGLE COAT"</i> <i>ONE COAT MIL-PRF-23236</i> <i>TYPE VII, CLASS 7/18, 20-60</i> <i>MILS</i> <i>SEE NOTE (24)</i>					
PEAK TANKS EDGE RETENTIVE-EXTENDED SERVICE LIFE 15-20 YEARS (MORE STRINGENT HUMIDITY REQUIREMENTS) SEE NOTE (26)	20	<i>NEAR WHITE METAL BLAST, NACE 2/SSPC-SP 10</i>	ONE COAT MIL-PRF-23236, TYPE VII CLASS 7, 4 - 8 MILS SEE NOTE (58)		ONE COAT MIL-PRF-23236, TYPE VII CLASS 7, 10 - 12 MILS			
	21	<i>NEAR WHITE METAL BLAST, NACE 2/SSPC-SP 10</i>	<i>"SINGLE COAT"</i> <i>ONE COAT MIL-PRF-23236</i> <i>TYPE VII CLASS 7/18,</i> <i>20-30 MILS</i> <i>SEE NOTES (24), (58), & (84)</i>					
PEAK TANKS EDGE RETENTIVE SERVICE LIFE 10 - 12 YEARS (LESS STRINGENT HUMIDITY REQUIREMENTS) SEE NOTE (38)	22	<i>NEAR WHITE METAL BLAST, NACE 2/SSPC-SP 10</i>	<i>ONE COAT MIL-PRF-23236,</i> <i>TYPE VII CLASS 7,</i> <i>4 - 8 MILS</i> <i>SEE NOTE (58)</i>		<i>ONE COAT MIL-PRF-23236,</i> <i>TYPE VII CLASS 7,</i> <i>10 - 12 MILS</i>			
	23	<i>NEAR WHITE METAL BLAST, NACE 2/SSPC-SP 10</i>	<i>"SINGLE COAT"</i> <i>ONE COAT MIL-PRF-23236</i> <i>TYPE VII CLASS 7/18,</i> <i>20-30 MILS</i> <i>SEE NOTES (24), (58), & (84)</i>					

TABLE 4 STEEL SURFACES SURFACE SHIPS	LINE	A SURFACE PREPARATION	B	C	D	E	F	G TOTAL SYSTEM SEE NOTE (53)
CHAIN LOCKERS AND NON-FLOODABLE VOIDS SEE NOTE (38)	24	NEAR WHITE METAL BLAST, NACE 2/SSPC-SP 10	"SINGLE COAT" ONE COAT MIL-PRF-23236, TYPE VII, CLASS 7/18, 20-30 MILS SEE NOTES (24), & (58)					
	24A	THOROUGH SPOT AND SWEEP BLAST CLEANING, SSPC-SP 18 <i>SEE NOTE (67)</i>	"SINGLE COAT" ONE COAT MIL-PRF-23236 TYPE VII, CLASS 7/18, 20-60 MILS <i>SEE NOTES (24) & (58)</i>					
	25	NEAR WHITE METAL BLAST, NACE 2/SSPC-SP 10	ONE COAT MIL-PRF-23236, TYPE VII, CLASS 5 OR 7, GRADE A OR B, 4 - 8 MILS SEE NOTES (58) & (84)		ONE COAT MIL-PRF-23236, TYPE VII CLASS 5 OR 7, GRADE A OR B, 4 - 8 MILS SEE NOTES (58), & (84)			
CVN CATAPULT WATER BRAKE TANKS	26	NEAR WHITE METAL BLAST, NACE 2/SSPC-SP 10	ONE COAT INORGANIC ZINC SILICATE TYPE COATING 2-4 MILS SEE NOTE (51)					

TABLE 4 ALUMINUM SURFACES SURFACE SHIPS	LINE	A SURFACE PREPARATION	B	C	D	E	F	G TOTAL SYSTEM SEE NOTE (53)
TANKS AND VOIDS	27	THOROUGH ABRASIVE BLAST CLEANING OF NON-FERROUS METALS, SSPC-SP 17 USING GARNET, ALUMINUM OXIDE, OR CRUSHED GLASS	SAME AS STEEL FOR SPECIFIED SERVICE	SAME AS STEEL FOR SPECIFIED SERVICE	SAME AS STEEL FOR SPECIFIED SERVICE	SAME AS STEEL FOR SPECIFIED SERVICE	SAME AS STEEL FOR SPECIFIED SERVICE	SAME AS STEEL FOR SPECIFIED SERVICE
LCS 2 CLASS FUEL SERVICE AND STORAGE TANKS SEE NOTE (26)	28	THOROUGH ABRASIVE BLAST CLEANING OF NON-FERROUS METALS, SSPC-SP 17 USING GARNET, ALUMINUM OXIDE, OR CRUSHED GLASS	ONE COAT MIL-PRF-23236, TYPE VII, CLASS 5, 4 - 8 MILS SEE NOTE (58)		ONE COAT MIL-PRF-23236, TYPE VII, CLASS 5, 10 - 12 MILS			
	29	THOROUGH ABRASIVE BLAST CLEANING OF NON-FERROUS METALS, SSPC-SP 17 USING GARNET, ALUMINUM OXIDE, OR CRUSHED GLASS	"SINGLE COAT" ONE COAT MIL-PRF-23236 TYPE VII CLASS 5/18, 20-30 MILS SEE NOTES (24), & (58)					

TABLE 5 VARIOUS LOCATIONS SURFACE SHIPS	LINE	A SURFACE PREPARATION	B	C	D	E	F TOTAL SYSTEM SEE NOTE (53)	G DESIGNATIONS & MARKINGS
<i>EXISTING</i> UNHEATED PIPING, FITTINGS, AND VALVES	1	HAND TOOL CLEAN, SSPC-SP 2	<i>COAT TO MATCH SURROUNDING AREA</i> <i>SEE NOTE (93)</i>					ONE COAT MIL-PRF-24635, 5 - 8 MILS, FOR COLOR CODED SYSTEMS
MACHINERY, GAUGEBOARDS; UNHEATED FERROUS MACHINERY EXTERNAL SURFACES	2	POWER TOOL CLEAN, SSPC-SP 3	<i>2 COATS F-84, ALKYD TT-P-645, 2-4 MILS/COAT</i> <i>SEE NOTE (93)</i>	ONE COAT F-111, MIL-DTL-15090, 2 - 4 MILS - OR - ONE COAT GRAY MIL- PRF-24635, TYPE V, 5 - 8 MILS SEE NOTE (86)	IF REQUIRED FOR HIDING, ONE ADDITIONAL COAT: F-111, MIL-DTL-15090, 2 - 4 MILS - OR - MIL-PRF-24635, TYPE V, 5 - 8 MILS SEE NOTE (86)			
UNINSULATED SIDE OF BULKHEAD OR SHELL ADJACENT TO SEA OR AC BOUNDARY (FOR INTERIOR COMPARTMENTS ONLY)	3	POWER TOOL CLEAN TO BARE METAL, SSPC-SP 11	ONE COAT HEMPEL HEMPADUR 45880, 4 - 6 MILS - OR - ONE COAT F-84, ALKYD, TT-P-645, 2 - 4 MILS - OR - ONE COAT MIL-PRF- 23236, TYPE V, VI, OR VII, CLASS 5 OR 7, 4 - 8 MILS	ONE COAT HEMPEL ANTI-CONDENS 617US-10000, 50 - 60 MILS - OR - ONE COAT KEFA AIRLESS 8125, 50 - 60 MILS				
	4	<i>POWER TOOL CLEAN TO BARE METAL, SSPC-SP 11</i>	ONE COAT F-84, ALKYD, TT-P-645, 2 - 4 MILS - OR - ONE COAT MIL-PRF- 23236, TYPE V, VI, OR VII, CLASS 5 OR 7, 4 - 8 MILS	ONE COAT TEMP-COAT 101, 20 - 22 MILS - OR - ONE COAT SHERWIN- WILLIAMS HEAT FLEX 3500, 20 - 22 MILS - OR - ONE COAT MASCOAT DELTA-T MARINE, 20-22 MILS	ONE COAT TEMP-COAT 101, 20 - 22 MILS - OR - ONE COAT SHERWIN- WILLIAMS HEAT FLEX 3500, 20 - 22 MILS - OR - ONE COAT MASCOAT DELTA-T MARINE, 20-22 MILS	ONE COAT TEMP-COAT 101, 20 - 22 MILS - OR - ONE COAT SHERWIN- WILLIAMS HEAT FLEX 3500, 20 - 22 MILS - OR - ONE COAT MASCOAT DELTA-T MARINE, 20-22 MILS		

TABLE 5 VARIOUS LOCATIONS SURFACE SHIPS	LINE	A SURFACE PREPARATION	B	C	D	E	F TOTAL SYSTEM SEE NOTE (53)	G DESIGNATIONS & MARKINGS
	4A	POWER TOOL, CLEAN TO BARE METAL, SSPC-SP 11	ONE COAT F-84, ALKYD, TT-P-645, 2 - 4 MILS - OR - ONE COAT MIL-PRF-23236, TYPE V, VI, OR VII, CLASS 5 OR 7, 4 - 8 MILS	ONE COAT TNEMEC AEROLON SERIES 971 OR 972, 30-50 MILS	ONE COAT TNEMEC AEROLON SERIES 971 OR 972, 30-50 MILS	ONE COAT TNEMEC AEROLON SERIES 971 OR 972, 30-50 MILS		
BOILERS & ECONOMIZERS (EXCEPT PARTS USED FOR HEAT TRANSFER), MACHINERY CASINGS, FERROUS SHEET METAL	5	POWER TOOL, CLEAN TO BARE METAL, SSPC-SP 11	ONE COAT PSX 892HS, 2 - 3 MILS SEE NOTE (39)					
	6	POWER TOOL, CLEAN TO BARE METAL, SSPC-SP 11	2 COATS OF TT-P-28 SUFFICIENT TO COVER THE PROFILE					
STEAM, RESERVE FEEDWATER, BOTTOM/ SURFACE BLOW & BOILER PRESSURE VESSEL PIPING IN PREPARATION FOR ULTRASONIC MEASUREMENTS	7	NEW PIPING: POWER TOOL, CLEAN TO BARE METAL, SSPC-SP 11, USING STAINLESS STEEL WIRE BRUSHES, STAINLESS STEEL PADS, OR ABRASIVE SANDING DISCS (ANSI/BHMA B74.18). ABRASIVE BLASTING WHERE SPECIFIED MUST BE SSPC-SP 10 (FERROUS PIPING) OR SSPC-SP 16 (NON-FERROUS PIPING). EXISTING PIPING: CLEAN TO BARE METAL USING HAND TOOLS, APPROVED CHEMICAL STRIPPERS, OR AN EMERY CLOTH FLAP WHEEL TOOL. ABRASIVE BLAST MUST BE LIMITED TO SSPC-SP 7 (FERROUS PIPING) OR SSPC-SP 16 (NON-FERROUS PIPING).						

TABLE 5 VARIOUS LOCATIONS SURFACE SHIPS	LINE	A SURFACE PREPARATION	B	C	D	E	F TOTAL SYSTEM SEE NOTE (53)	G DESIGNATIONS & MARKINGS
ELECTRICAL EQUIPMENT, ELECTRONIC EQUIPMENT	8	HAND TOOL CLEAN, SSPC-SP 2	2 COATS F-84, TT-P-645, ALKYD, 2 - 4 MILS/COAT SEE NOTE (93)	2 COATS F-111, MIL-DTL- 15090, 2 - 4 MILS/COAT				
CABLE, INTERIOR	9	HAND TOOL CLEAN, SSPC-SP 2	ONE COAT WATER- BASED LATEX PER MIL- PRF-24596, 2 - 4 MILS/COAT --OR-- ONE COAT MIL-DTL- 24607 2 - 4 MILS/COAT IF REQUIRED FOR HIDING, ONE ADDITIONAL COAT MUST BE APPLIED.					
	9A	HAND TOOL CLEAN, SSPC-SP 2	2 COATS FSI, 17-23 MILS/COAT SEE NOTE (95)	2 COATS MIL-PRF-24596, 2-4 MILS/COAT (FOR COLOR MATCH IF REQUIRED)				
CABLE, EXTERIOR (OTHER THAN POLYVINYL CHLORIDE (PVC), LOW SMOKE)	10	HAND TOOL CLEAN, SSPC-SP 2	2 COATS MIL-PRF-24763, TYPE II, CLASS 2, 2 - 4 MILS/COAT --OR-- ONE COAT MIL-PRF- 24635, TYPE V TO MATCH SURROUNDING AREA, 5 - 8 MILS SEE NOTE (86)					
ANCHOR (SURFACE SHIP BOW ANCHORS) FOR ANCHORS BELOW LOWER BOOTTOPPING LIMIT, SEE NOTE (13)	11	NEAR WHITE METAL BLAST, NACE 2/SSPC-SP 10 SEE NOTES (14) & (21)	ONE COAT MIL-PRF- 23236, TYPE V OR VI, CLASS 5 OR 7, 4 - 8 MILS - OR - ONE COAT MIL-PRF- 23236, CLASS 5 OR 7, TYPE VII, 4 - 8 MILS	ONE COAT MIL-PRF-23236, TYPE V OR VI, CLASS 5 OR 7, 4 - 8 MILS - OR - ONE COAT MIL-PRF-23236, TYPE VII, CLASS 5 OR 7, 10 - 12 MILS	ONE COAT HAZE GRAY, MIL-PRF-24635 TYPE V OR VI, CLASS 2, GRADE B OR C, 5 - 8 MILS SEE NOTES (85) & (86)			

TABLE 5 VARIOUS LOCATIONS SURFACE SHIPS	LINE	A SURFACE PREPARATION	B	C	D	E	F TOTAL SYSTEM SEE NOTE (53)	G DESIGNATIONS & MARKINGS
ANCHOR CHAIN, STERN GATE CHAIN SEE NOTE (15)	12	COMMERCIAL BLAST CLEAN, NACE 3/SSPC-SP 6 SEE NOTES (14) & (21)		ONE COAT MIL-PRF-24635, TYPE V OR VI, CLASS 1, GRADE A, 5 – 8 MILS --OR-- ONE COAT MIL-PRF-23236 TYPE VI OR VII, 4-8 MILS	ONE COAT MIL-PRF-24635, TYPE V OR VI, CLASS 1, GRADE A, 5 - 8 MILS			MIL-PRF-24635, TYPE V OR VI, CLASS 1, 5 – 8 MILS
INTERIOR GALVANIZED SURFACES	13	BRUSH-OFF BLAST, NACE 4/SSPC-SP 7 - OR - POWER TOOL CLEAN, SSPC-SP 3		ONE COAT WATER-BASED INTERIOR LATEX, MIL-PRF-24596, 2 - 4 MILS	TOPCOAT TO MATCH SURROUNDING AREA			
EXTERIOR GALVANIZED SURFACES	14	BRUSH-OFF BLAST, NACE 4/SSPC-SP 7 - OR - POWER TOOL CLEAN, SSPC-SP 3	ONE COAT MIL-PRF- 23236 TYPE V CLASS 5 OR 7 -OR- MIL-DTL-24441, 1 - 2 MILS	ONE COAT MIL-PRF-24763, 2 - 4 MILS	TOPCOAT TO MATCH SURROUNDING AREA			

TABLE 5 VARIOUS LOCATIONS SURFACE SHIPS	LINE	A SURFACE PREPARATION	B	C	D	E	F TOTAL SYSTEM SEE NOTE (53)	G DESIGNATIONS & MARKINGS
EXHAUST PIPE EXTERIOR	15	<p>NEW PIPING: POWER TOOL CLEAN TO BARE METAL, SSPC-SP 11, USING STAINLESS STEEL WIRE BRUSHES, STAINLESS STEEL PADS, OR ABRASIVE SANDING DISCS (ANSI/BHMA B74.18). ABRASIVE BLASTING WHERE SPECIFIED MUST BE SSPC-SP 10 (FERROUS PIPING) OR SSPC-SP 16 (NON-FERROUS PIPING).</p> <p>EXISTING PIPING: CLEAN TO BARE METAL USING HAND TOOLS, APPROVED CHEMICAL STRIPPERS, OR AN EMERY CLOTH FLAP WHEEL TOOL. ABRASIVE BLAST MUST BE LIMITED TO SSPC-SP 7 (FERROUS PIPING) OR SSPC-SP 16 (NON-FERROUS PIPING).</p> <p>--OR-- BRUSH-OFF BLAST NACE 4/SSPC-SP 7</p> <p>--OR-- HAND TOOL CLEAN, SSPC-SP 2</p> <p>--OR-- POWER TOOL CLEAN, SSPC-SP 3</p>	<p>2 COATS HI-TEMP 1000, HAZE GRAY 1-2 MILS</p> <p>--OR--</p> <p>ONE COAT PSX 892HS, HAZE GRAY, 2 - 3 MILS</p> <p>- OR -</p> <p>2 COATS OF TT-P-28 SUFFICIENT TO COVER THE PROFILE</p> <p>SEE NOTES (39)</p>					
BLISS CAP	15A	<p>COMMERCIAL BLAST CLEAN, NACE 3/SSPC-SP 6</p> <p>SEE NOTES (14) & (21)</p>	<p>2 COATS PPG HI-TEMP 1000, HAZE GRAY, 1-2 MILS</p>					

TABLE 5 VARIOUS LOCATIONS SURFACE SHIPS	LINE	A SURFACE PREPARATION	B	C	D	E	F TOTAL SYSTEM SEE NOTE (53)	G DESIGNATIONS & MARKINGS
ELEVATED TEMPERATURE PIPING AND MACHINERY, 125-250F	16	<p>NEW PIPING: POWER TOOL CLEAN TO BARE METAL, SSPC-SP 11, USING STAINLESS STEEL WIRE BRUSHES, STAINLESS STEEL PADS, OR ABRASIVE SANDING DISCS (ANSI/BHMA B74.18). ABRASIVE BLASTING WHERE SPECIFIED MUST BE SSPC-SP 10 (FERROUS PIPING) OR SSPC-SP 16 (NON-FERROUS PIPING).</p> <p>EXISTING PIPING: CLEAN TO BARE METAL USING HAND TOOLS, APPROVED CHEMICAL STRIPPERS, OR AN EMERY CLOTH FLAP WHEEL TOOL. ABRASIVE BLAST MUST BE LIMITED TO SSPC-SP 7 (FERROUS PIPING) OR SSPC-SP 16 (NON-FERROUS PIPING).</p> <p>--OR-- POWER TOOL CLEAN TO BARE METAL, SSPC-SP 11</p> <p>--OR-- BRUSH-OFF BLAST NACE 4/SSPC-SP 7</p> <p>--OR-- HAND TOOL CLEAN, SSPC-SP 2</p> <p>--OR-- POWER TOOL CLEAN, SSPC-SP 3</p>	ONE COAT MIL-DTL- 24441 TYPE IV, 4-6 MILS					

TABLE 5 VARIOUS LOCATIONS	LINE	A SURFACE PREPARATION	B	C	D	E	F TOTAL SYSTEM SEE NOTE (53)	G DESIGNATIONS & MARKINGS
SURFACE SHIPS								
HIGH TEMPERATURE PIPING AND MACHINERY, 250-400F	17	<p><i>NEW PIPING: POWER TOOL CLEAN TO BARE METAL, SSPC-SP 11, USING STAINLESS STEEL WIRE BRUSHES, STAINLESS STEEL PADS, OR ABRASIVE SANDING DISCS (ANSI/BHMA B74.18). ABRASIVE BLASTING WHERE SPECIFIED MUST BE SSPC-SP 10 (FERROUS PIPING) OR SSPC-SP 16 (NON-FERROUS PIPING).</i></p> <p><i>EXISTING PIPING: CLEAN TO BARE METAL USING HAND TOOLS, APPROVED CHEMICAL STRIPPERS, OR AN EMERY CLOTH FLAP WHEEL TOOL ABRASIVE BLAST MUST BE LIMITED TO SSPC-SP 7 (FERROUS PIPING) OR SSPC-SP 16 (NON-FERROUS PIPING).</i></p> <p><i>--OR-- POWER TOOL CLEAN TO BARE METAL, SSPC-SP 11</i></p> <p><i>--OR-- BRUSH-OFF BLAST NACE 4/SSPC-SP 7</i></p> <p><i>--OR-- HAND TOOL CLEAN, SSPC-SP 2</i></p> <p><i>--OR-- POWER TOOL CLEAN, SSPC-SP 3</i></p>	ONE COAT PSX 892HS, HAZE GRAY, 2 - 3 MILS SEE NOTE (39)					

TABLE 5 VARIOUS LOCATIONS SURFACE SHIPS	LINE	A SURFACE PREPARATION	B	C	D	E	F TOTAL SYSTEM SEE NOTE (53)	G DESIGNATIONS & MARKINGS
HIGH TEMPERATURE PIPING AND MACHINERY, 400-1200F	18	<p>NEW PIPING: POWER TOOL CLEAN TO BARE METAL, SSPC-SP 11, USING STAINLESS STEEL WIRE BRUSHES, STAINLESS STEEL PADS, OR ABRASIVE SANDING DISCS (ANSI/BHMA B74.18). ABRASIVE BLAST TO SSPC-SP 10 (FERROUS PIPING) OR SSPC-SP 16 (NON-FERROUS PIPING).</p> <p>EXISTING PIPING: CLEAN TO BARE METAL USING HAND TOOLS, OR AN EMERY CLOTH FLAP WHEEL TOOL. ABRASIVE BLAST TO SSPC-SP 7 (FERROUS PIPING) OR SSPC-SP 16 (NON-FERROUS PIPING) OR HAND TOOL CLEAN TO SSPC-SP 2 OR POWER TOOL CLEAN TO SSPC-SP 3.</p>	2 COATS OF TT-P-28 SUFFICIENT TO COVER THE PROFILE					
ARRESTING GEAR SHEAVE FOUNDATIONS (OUTBOARD OF ARRESTING GEAR ENGINE ROOMS)	19	<p>SOLVENT CLEAN, SSPC-SP 1 -- & -- SPONGE BLAST TO NEAR WHITE METAL BLAST, NACE 2/SSPC-SP 10 -- & -- SOLVENT CLEAN, SSPC-SP 1 (STEAM CLEAN) -- & -- SPONGE BLAST TO NEAR WHITE METAL BLAST, NACE 2/SSPC-SP 10</p>	ONE COAT MIL-PRF- 23236, TYPE VII, CLASS 5, 4 - 8 MILS		ONE COAT MIL-PRF-23236, TYPE VII, CLASS 5, 10 - 12 MILS			

TABLE 5 VARIOUS LOCATIONS SURFACE SHIPS	LINE	A SURFACE PREPARATION	B	C	D	E	F TOTAL SYSTEM SEE NOTE (53)	G DESIGNATIONS & MARKINGS
	20	<i>SOLVENT CLEAN, SSPC-SP 1</i> -- & -- <i>SPONGE BLAST TO NEAR WHITE METAL BLAST, NACE 2/SSPC-SP 10</i> -- & -- <i>SOLVENT CLEAN, SSPC-SP 1 (STEAM CLEAN)</i> -- & -- <i>SPONGE BLAST TO NEAR WHITE METAL BLAST, NACE 2/SSPC-SP 10</i>	ONE COAT MIL-PRF-23236, TYPE VII CLASS 17, 6 – 8 MILS		ONE FULL COAT MIL-PRF-23236 TYPE VII, CLASS 17, 6 – 8 MILS			
	21	<i>SOLVENT CLEAN, SSPC-SP 1</i> -- & -- <i>SPONGE BLAST TO NEAR WHITE METAL BLAST, NACE 2/SSPC-SP 10</i> -- & -- <i>SOLVENT CLEAN, SSPC-SP 1 (STEAM CLEAN)</i> -- & -- <i>SPONGE BLAST TO NEAR WHITE METAL BLAST, NACE 2/SSPC-SP 10</i>	"SINGLE COAT" ONE COAT MIL-PRF-23236 TYPE VII CLASS 17/18, 20-30 MILS SEE NOTE (24)					
ARRESTING GEAR SHEAVE FOUNDATIONS (ARRESTING GEAR ENGINE ROOMS)	22	<i>POWER TOOL CLEAN TO BARE METAL, SSPC-SP 11</i>	ONE COAT MIL-PRF-23236, TYPE VI, CLASS 5 OR 7, 4-8 MILS	ONE STRIPE COAT MIL-PRF-23236, TYPE VI, CLASS 5 OR 7, 4-8 MILS	ONE COAT MIL-PRF-23236, TYPE VI, CLASS 5 OR 7, 4-8 MILS			
POWDER COATING FOR EXTERIOR APPLICATIONS AND INTERIOR DRY APPLICATIONS OF REMOVABLE PARTS	23	<i>NEAR WHITE METAL BLAST, NACE 2/SSPC-SP 10</i> <i>SEE NOTES (14) & (21)</i>	ONE COAT MIL-PRF-24712, 2-9 MILS					
POWDER COATING FOR INTERIOR WET OR IMMERSION APPLICATION AREAS	24	<i>NEAR WHITE METAL BLAST, NACE 2/SSPC-SP 10</i> <i>SEE NOTES (14) & (21)</i>	ONE COAT MIL-PRF-23236, TYPE VIII, 2-9 MILS					

TABLE 5 VARIOUS LOCATIONS SURFACE SHIPS	LINE	A SURFACE PREPARATION	B	C	D	E	F TOTAL SYSTEM SEE NOTE (53)	G DESIGNATIONS & MARKINGS
CATAPULT WING VOIDS, CATAPULT EXHAUST BLOWDOWN TRUNKS, AND FREEING PORTS SEE NOTE (38)	25	<i>NEAR WHITE METAL BLAST, NACE 2/SSPC-SP 10</i> <i>SEE NOTES (14) & (21)</i>	ONE COAT MIL-PRF- 23236, TYPE VI, CLASS 5 OR 7, 4 - 8 MILS	ONE STRIPE COAT MIL- PRF-23236, TYPE VI, CLASS 5 OR 7, 4 - 8 MILS	ONE COAT MIL-PRF-23236, TYPE VI, CLASS 5 OR 7, 4 - 8 MILS			
BARRICADE STANCHIONS AND WELLS, CATAPULT JET BLAST DEFLECTOR PITS, AND ASSOCIATED VOID SPACES SEE NOTE (44)	26	<i>NEAR WHITE METAL BLAST, NACE 2/SSPC-SP 10</i> <i>SEE NOTES (14) & (21)</i>	ONE COAT MIL-PRF- 23236, TYPE VI, CLASS 5, 4 - 8 MILS	ONE STRIPE COAT MIL- PRF-23236, TYPE VI, CLASS 5, 4 - 8 MILS	ONE COAT MIL-PRF-23236, TYPE VI, CLASS 5, 4 - 8 MILS SEE NOTE (35)			

TABLE 6 STEEL SURFACES SUBMARINES	LINE	A SURFACE PREPARATION	B PRIMER	C	D	E KEEL TO MAX BEAM	F MAX BEAM TO UPPER BOOTTOP	G DRAFT MARKS
EXTERIOR SURFACES (KEEL TO UPPER BOOTTOP) (NON-SHT SURFACES BELOW UPPER BOOTTOP)	1	NEAR WHITE METAL BLAST, NACE 2/SSPC-SP 10 - OR - WATERJETTING TO NACE/SSPC-SP WJ-2/L - OR - SSPC-SP 10/L (WAB)/NACE WAB-2/L	ONE COAT MIL- PRF-23236, TYPE V OR VI CLASS 5 OR 7, 4 - 8 MILS --OR-- ONE AC COATS MIL-PRF- 24647 TYPE I OR II, 5 - 7 MILS --OR-- ONE COAT MIL-DTL-24441 TYPE IV, F-150, 4 - 6 MILS SEE NOTES (1A), (4A), (35A) & (45A)	ONE STRIPE COAT MIL- PRF- 23236, TYPE V OR VI CLASS 5 OR 7, 4 - 8 MILS --OR-- ONE AC STRIPE COAT MIL- PRF-24647 TYPE I OR II, 5 - 7 MILS --OR-- ONE STRIPE COAT MIL-DTL- 24441 TYPE IV, 4 - 6 MILS SEE NOTES (1A), (4A), (35A) & (45A)	ONE COAT MIL- PRF-23236, TYPE V OR VI CLASS 5 OR 7, 4 - 8 MILS --OR-- ONE AC COAT MIL-PRF- 24647 TYPE I OR II, 5 - 7 MILS --OR-- ONE COAT MIL-DTL-24441 TYPE IV, F-153, 4 - 6 MILS SEE NOTES (1A), (4A), (35A) & (45A)	2 AF COATS MIL-PRF- 24647, TYPE I OR II, 5 - 7 MILS/COAT SEE NOTES (2A),(4A) & (45A)	2 AF COATS MIL-PRF- 24647, TYPE I OR II BLACK, 5 - 7 MILS/COAT SEE NOTES (3A), (4A) & (45A)	ONE COAT MIL-DTL-24631 F-186 --OR-- ONE COAT MIL-DTL-24441 TYPE IV, F-152 --OR-- ONE AC COAT MIL-PRF- 23236, WHITE, 3-4 MILS --OR-- COMMERCIAL GRADE WHITE AF
NON-SHT, EXTERIOR SURFACES ABOVE THE UPPER BOOTTOP (INCLUDES <i>SUBMARINE RESCUE VEHICLE SEATING SURFACES</i>)	2	<i>NEAR WHITE METAL BLAST, NACE 2/SSPC-SP 10 - OR - WATERJETTING TO NACE/SSPC-SP WJ-2/L - OR - SSPC-SP 10/L (WAB)/NACE WAB-2/L</i>	ONE COAT MIL- PRF-23236, TYPE V OR VI CLASS 5 OR 7, 4 - 8 MILS --OR-- ONE COAT AC MIL-PRF- 24647, TYPE I OR II, 5 - 7 MILS SEE NOTES (1A), (35A) & (45A)	ONE STRIPE COAT MIL- PRF- 23236, TYPE V OR VI CLASS 5 OR 7, 4 - 8 MILS --OR-- ONE STRIPE COAT AC MIL- PRF-24647, TYPE I OR II, 5 - 7 MILS SEE NOTES (1A), (35A) & (45A)	ONE COAT MIL- PRF-23236, TYPE V OR VI CLASS 5 OR 7, 4 - 8 MILS --OR-- ONE COAT AC MIL-PRF- 24647, TYPE I OR II, 5 - 7 MILS FINAL COAT TO BE BLACK SEE NOTES (1A), (32A), (35A) & (45A)			
	3	<i>NEAR WHITE METAL BLAST, NACE 2/SSPC-SP 10 - OR - WATERJETTING TO NACE/SSPC-SP WJ-2/L - OR - SSPC-SP 10/L (WAB)/NACE WAB-2/L</i>	ONE COAT MIL-DTL-24441 TYPE IV, F-150, 4 - 6 MILS SEE NOTES (1A)& (35A)	ONE STRIPE COAT MIL-DTL- 24441 TYPE IV, 4 - 6 MILS SEE NOTES (1A) & (35A)	ONE COAT MIL-DTL-24441 TYPE IV, F-153, 4 - 6 MILS SEE NOTES (1A), (32A), & (35A)			

TABLE 6 STEEL SURFACES SUBMARINES	LINE	A SURFACE PREPARATION	B PRIMER	C	D	E KEEL TO MAX BEAM	F MAX BEAM TO UPPER BOOTTOP	G DRAFT MARKS
FOR MOORED TRAINING SHIPS (MTS) ONLY; EXTERIOR SURFACES ABOVE THE UPPER BOOTTOP (NON-IMMERSION SURFACES ONLY)	4	NEAR WHITE METAL BLAST, NACE 2/SSPC-SP 10 - OR - WATERJETTING TO NACE/SSPC-SP WJ-2/L - OR - SSPC-SP 10/L (WAB)/NACE WAB-2/L	ONE COAT MIL-PRF-23236, TYPE V OR VI CLASS 5 OR 7, 4 - 8 MILS --OR-- ONE COAT MIL-DTL-24441, TYPE IV 4 - 6 MILS SEE NOTES (1A) & (32A)	ONE STRIPE COAT MIL-PRF-23236, TYPE V OR VI CLASS 5 OR 7, 4 - 8 MILS --OR-- ONE STRIPE COAT MIL-DTL-24441, TYPE IV 4 - 6 MILS SEE NOTES (1A) & (32A)	ONE COAT MIL-PRF-23236, TYPE V OR VI CLASS 5 OR 7, 4 - 8 MILS --OR-- ONE COAT MIL-DTL-24441, TYPE IV 4 - 6 MILS SEE NOTES (1A) & (32A)	UPPER BOOTTOP TO TOP OF SAIL ONLY: ONE COAT MIL-PRF-24635, 5 - 8 MILS -&- ONE COAT MIL-PRF-24667, TYPE I OR X, COMP G		
UNTILED (NON-SHT COVERED) FOOT TRAFFIC AREAS TO BE COVERED WITH NONSKID SYSTEM (ALL CLASSES OF SUBMARINES)	5	NEAR WHITE METAL BLAST, NACE 2/SSPC-SP 10 - OR - WATERJETTING TO NACE/SSPC-SP WJ-2/L - OR - SSPC-SP 10/L (WAB)/NACE WAB-2/L	ONE COAT MIL-DTL-24441 TYPE IV F-150, 4 - 6 MILS SEE NOTES (1A) & (32A)	ONE STRIPE COAT MIL-DTL-24441 TYPE IV, 4 - 6 MILS SEE NOTES (1A) & (32A)	ONE COAT PROPRIETARY NONSKID PRIMER LISTED ON THE QPL FOR MIL-PRF-24667 (OF TYPE TO MATCH COLUMN E) SEE NOTES (1A) & (32A)	ONE COAT MIL-PRF-24667, TYPE X, COMP G SEE NOTE (44A)		
	6	NEAR WHITE METAL BLAST, NACE 2/SSPC-SP 10 - OR - WATERJETTING TO NACE/SSPC-SP WJ-2/L - OR - SSPC-SP 10/L (WAB)/NACE WAB-2/L	ONE COAT MIL- PRF-23236, TYPE V OR VI CLASS 5 OR 7, 4 - 8 MILS --OR-- ONE COAT AC MIL-PRF-24647, TYPE I OR II, 5 - 7 MILS SEE NOTES (1A), (32A), & (45A)	ONE STRIPE COAT MIL- PRF-23236, TYPE V OR VI CLASS 5 OR 7, 4 - 8 MILS --OR-- ONE STRIPE COAT AC MIL-PRF-24647, TYPE I OR II, 5 - 7 MILS SEE NOTES (1A), (32A), & (45A)	ONE COAT PROPRIETARY NONSKID PRIMER LISTED ON THE QPL FOR MIL-PRF-24667 (OF TYPE TO MATCH COLUMN E) SEE NOTES (1A) & (32A)	ONE COAT MIL-PRF-24667, TYPE X, COMP G SEE NOTE (44A)		

TABLE 6 STEEL SURFACES SUBMARINES	LINE	A SURFACE PREPARATION	B PRIMER	C	D	E KEEL TO MAX BEAM	F MAX BEAM TO UPPER BOOTTOP	G DRAFT MARKS
INTERIOR SURFACES OF RUDDERS, PLANES, STABILIZERS (SYNTACTIC FILLED VOIDS)	7	HAND TOOL CLEAN, SSPC-SP 2	2 COATS TT-P-645 F-84 (PRIMER), 1-2 MILS/COAT -OR- ONE COAT PRIMER MIL- PRF-23236, TYPE V OR VI, 4-6 MILS -OR- ONE COAT MIL-DTL-24441, TYPE IV, F-150, 4-6 MILS	ONE STRIPE COAT TT-P-645, 1-2 MILS -OR- ONE STRIPE COAT MIL-PRF-23236, TYPE V OR VI, 4-6 MILS -OR- ONE STRIPE COAT MIL-DTL-24441, TYPE IV, 4-6 MILS				

TABLE 7 STEEL SURFACES SUBMARINES	LINE	A SURFACE PREPARATION	B PRIMER	C	D	E BULKHEADS AND OVERHEADS	F THERMAL INSULATION	G
BILGE AND TRUNK INTERIOR AREAS BELOW THE LOWER WALKING FLAT SEE NOTE (36A)	1	POWER TOOL CLEAN TO BARE METAL, SSPC-SP 11 SEE NOTE (6A)	ONE COAT MIL-PRF-23236, TYPE VII, CLASS 17, 5 - 7 MILS SEE NOTES (8A), (15A) & (28A)	ONE FULL COAT MIL-PRF- 23236, TYPE VII, CLASS 17, 5 - 7 MILS/COAT SEE NOTES (7A), (8A), (9A), (15A), (28A), & (33A)				
	2	POWER TOOL CLEAN TO BARE METAL, SSPC-SP 11 <i>SEE NOTE (6A)</i>	ONE COAT MIL-DTL-24441, TYPE IV, F-150, 4-6 MILS SEE NOTES (15A) & (28A)	ONE STRIPE COAT AND ONE FULL COAT MIL-DTL-24441, TYPE IV, F-151 OR F-157, 4-6 MILS/COAT SEE NOTES (7A), (15A), (28A), & (33A)				
	3	POWER TOOL CLEAN TO BARE METAL, SSPC-SP 11 <i>SEE NOTE (6A)</i>	ONE COAT MIL- PRF-23236, TYPE V OR VI, CLASS 5 OR 7, 4 - 8 MILS SEE NOTES (15A) & (28A)	ONE STRIPE COAT AND ONE FULL COAT MIL-PRF-23236, TYPE V OR VI, CLASS 5 OR 7, 4 - 8 MILS/COAT SEE NOTES (7A), (9A), (15A), (28A), & (33A)				
WET SPACES (EXCEPT BILGES AND TRUNKS)	4	POWER TOOL CLEAN TO BARE METAL, SSPC-SP 11 <i>SEE NOTE (6A)</i>	ONE COAT MIL-DTL-24441, TYPE IV, F-150, 4-6 MILS <i>SEE NOTES (15A) & (28A)</i>	ONE STRIPE COAT AND ONE FULL COAT MIL-DTL-24441, TYPE IV, F-151 OR F-157, 4-6 MILS/COAT <i>SEE NOTES (7A), (15A), (28A), & (33A)</i>				
	5	POWER TOOL CLEAN TO BARE METAL, SSPC-SP 11 <i>SEE NOTE (6A)</i>	ONE COAT MIL- PRF-23236, TYPE V OR VI, CLASS 5 OR 7, 4 - 8 MILS <i>SEE NOTES (15A) & (28A)</i>	ONE STRIPE COAT AND ONE FULL COAT MIL-PRF-23236, TYPE V OR VI, CLASS 5 OR 7, 4 - 8 MILS/COAT <i>SEE NOTES (7A), (9A), (15A), (28A), & (33A)</i>				
VALVE REGULATED LEAD ACID (VRLA) BATTERY COMPARTMENT (SSN774, SSN21 AND SSN688 CLASS)	6	NEAR WHITE METAL BLAST, NACE 2/SSPC-SP 10	ONE COAT MIL-DTL-24441, TYPE IV, F-150, 4-6 MILS <i>SEE NOTES (15A) & (28A)</i>	ONE STRIPE COAT, MIL-DTL- 24441, TYPE IV, F-151 or F-157, AND ONE FULL COAT, MIL- DTL-24441, TYPE IV, F-152, 4-6 MILS/COAT SEE NOTES (7A), (15A), (28A), & (33A)				

TABLE 7 STEEL SURFACES SUBMARINES	LINE	A SURFACE PREPARATION	B PRIMER	C	D	E BULKHEADS AND OVERHEADS	F THERMAL INSULATION	G
VRLA BATTERY COMPARTMENT (SSBN/SSGN- 726 CLASS)	7	NEAR WHITE METAL BLAST, NACE 2/SSPC-SP 10	“SINGLE COAT” ONE COAT MIL-PRF-23236 TYPE VII, CLASS 7/18, 20 – 30 MILS SEE NOTES (15A), (16A) & (40A)					
VA CLASS BATTERY COMPARTMENT (DECK AND BHDS UP TO 62” ABOVE TOP STEP OF DECK)	8	POWER TOOL CLEAN TO BARE METAL, SSPC-SP 11 <i>SEE NOTE (6A)</i>	TEK-HAZ RED PRIME COAT, 16-20 MILS SEE NOTES (24A) & (28A)	TEK-HAZ GRAY TOPCOAT, 16-20 MILS SEE NOTES (24A), (28A), & (33A)				
VA CLASS BATTERY COMPARTMENT (OVHD AND BHDS ABOVE 62” ABOVE TOP STEP OF DECK)	9	POWER TOOL CLEAN TO BARE METAL, SSPC-SP 11 <i>SEE NOTE (6A)</i>	ONE COAT MIL-DTL-24441, TYPE IV, F-150, 4 - 6 MILS SEE NOTES (24A) & (28A)			2 COATS MIL-PRF- 24635, TYPE II, CLASS 1, 4-6 MILS/ COAT SEE NOTES (24A), (28A), & (33A)		
TRUNK INTERIORS, UNINSULATED AREA ABOVE THE LOWER FLAT (INCLUDING UPPER HATCH COVER) SEE NOTE (36A)	10	POWER TOOL CLEAN TO BARE METAL, SSPC-SP 11 <i>SEE NOTES (6A) & (13A)</i>	ONE COAT MIL-PRF-23236, TYPE VII, CLASS 17, 5 - 7 MILS <i>SEE NOTES (8A), (15A) & (28A)</i>	ONE COAT MIL-PRF-23236, TYPE VII, CLASS 17, 5 - 7 MILS SEE NOTE (7A), (8A), (9A), (15A), (28A), & (33A)				
	11	POWER TOOL CLEAN TO BARE METAL, SSPC-SP 11 <i>SEE NOTE (6A)</i>	ONE COAT MIL-DTL-24441, TYPE IV, F-150, 4-6 MILS <i>SEE NOTES (15A) & (28A)</i>	ONE COAT MIL-DTL-24441, TYPE IV, F-151 OR F-157, 4-6 MILS SEE NOTES (7A), (15A), & (28A)		ONE COAT MIL-DTL- 24607, 1-2 MILS SEE NOTES (7A), (9A), (10A), (11A), (12A), (28A) & (33A)		
	12	POWER TOOL CLEAN TO BARE METAL, SSPC-SP 11 <i>SEE NOTE (6A)</i>	ONE COAT MIL- PRF-23236, TYPE V OR VI, CLASS 5 OR 7, 4 - 8 MILS <i>SEE NOTES (15A) & (28A)</i>	ONE COAT MIL-PRF-23236, TYPE V OR VI, CLASS 5 OR 7, 4 - 8 MILS SEE NOTES (7A), (9A), (15A), & (28A)		ONE COAT MIL-DTL- 24607, 1-2 MILS <i>SEE NOTES (7A), (9A), (10A), (11A), (12A), (28A) & (33A)</i>		

TABLE 7 STEEL SURFACES SUBMARINES	LINE	A SURFACE PREPARATION	B PRIMER	C	D	E BULKHEADS AND OVERHEADS	F THERMAL INSULATION	G
TRUNK INTERIORS UNDER INSULATION ABOVE THE LOWER FLAT SEE NOTE (36A)	13	POWER TOOL CLEAN TO BARE METAL, SSPC-SP 11 <i>SEE NOTE (6A)</i>	ONE COAT MIL-DTL-2444I, TYPE IV, F-150, 4-6 MILS <i>SEE NOTES (15A) & (28A)</i>	ONE FULL COAT MIL-DTL- 2444I, TYPE IV, CONTRASTING COLOR, 4-6 MILS SEE NOTES (15A), (28A), & (33A)				
	14	POWER TOOL CLEAN TO BARE METAL, SSPC-SP 11 <i>SEE NOTE (6A)</i>	ONE COAT MIL- PRF-23236, TYPE V OR VI, CLASS 5 OR 7, 4 - 8 MILS <i>SEE NOTES (15A) & (28A)</i>	ONE FULL COAT MIL-PRF- 23236, TYPE V OR VI, CLASS 5 OR 7, 4 - 8 MILS SEE NOTES (15A), (28A), & (33A)				
MACHINERY SPACES (ENGINE ROOMS AND AUXILIARY MACHINERY ROOMS) UNINSULATED PRESSURE HULL	15	POWER TOOL CLEAN TO BARE METAL, SSPC-SP 11 <i>SEE NOTE (6A)</i>	ONE COAT MIL-DTL-2444I, TYPE IV, F-150, 4-6 MILS <i>SEE NOTES (15A) & (28A)</i>	ONE COAT MIL-DTL-2444I, TYPE IV, F-151 OR F-157, 4-6 MILS <i>SEE NOTES (7A), (15A), & (28A)</i>	2 COATS MIL-DTL-24607, 1-2 MILS/COAT SEE NOTES (7A), (9A), (10A), (11A), (28A) & (33A)			
	16	POWER TOOL CLEAN TO BARE METAL, SSPC-SP 11 <i>SEE NOTE (6A)</i>	ONE COAT MIL- PRF-23236, TYPE V OR VI, CLASS 5 OR 7, 4 - 8 MILS <i>SEE NOTES (15A) & (28A)</i>	ONE COAT MIL-PRF-23236, TYPE V OR VI, CLASS 5 OR 7, 4 - 8 MILS <i>SEE NOTES (7A), (9A), (15A), & (28A)</i>	2 COATS MIL-DTL-24607, 1-2 MILS/COAT <i>SEE NOTES (7A), (9A), (10A), (11A), (28A) & (33A)</i>			
MACHINERY SPACES (ENGINE ROOMS AND AUXILIARY MACHINERY ROOMS) PRESSURE HULL TO BE COVERED BY INSULATION	17	POWER TOOL CLEAN TO BARE METAL, SSPC-SP 11 <i>SEE NOTE (6A)</i>	ONE COAT MIL-DTL-2444I, TYPE IV, F-150, 4-6 MILS <i>SEE NOTES (15A) & (28A)</i>	ONE STRIPE COAT AND ONE FULL COAT MIL-DTL-2444I, TYPE IV, F-151 OR F-157, 4-6 MILS/COAT <i>SEE NOTES (7A), (15A), (28A), & (33A)</i>				
	18	POWER TOOL CLEAN TO BARE METAL, SSPC-SP 11 <i>SEE NOTE (6A)</i>	ONE COAT MIL- PRF-23236, TYPE V OR VI, CLASS 5 OR 7, 4 - 8 MILS <i>SEE NOTES (15A) & (28A)</i>	ONE STRIPE COAT AND ONE FULL COAT MIL-PRF-23236, TYPE V OR VI, CLASS 5 OR 7, 4 - 8 MILS/COAT <i>SEE NOTES (7A), (9A), (15A), (28A), & (33A)</i>				

TABLE 7 STEEL SURFACES SUBMARINES	LINE	A SURFACE PREPARATION	B PRIMER	C	D	E BULKHEADS AND OVERHEADS	F THERMAL INSULATION	G
MACHINERY SPACE OVERHEADS AND BULKHEADS	19	POWER TOOL CLEAN TO BARE METAL, SSPC-SP 11 <i>SEE NOTE (6A)</i>	ONE COAT TT-P-645 F-84, 1-2 MILS	2 COATS MIL-DTL-24607, 1 - 2 MILS/COAT				
DECKS WITHOUT COVERINGS	20	POWER TOOL CLEAN TO BARE METAL, SSPC-SP 11 <i>SEE NOTE (6A)</i>	ONE COAT MIL-DTL-24441, TYPE IV, 2-4 MILS SEE NOTES (7A), (15A), (25A), (28A), & (33A)	ONE COAT MIL-DTL-24441, TYPE IV, 2-4 MILS SEE NOTES (7A), (15A), (28A), & (33A)				
	21	POWER TOOL CLEAN TO BARE METAL, SSPC-SP 11 <i>SEE NOTE (6A)</i>	ONE COAT MIL- PRF-23236, TYPE V OR VI, CLASS 5 OR 7, 4 - 8 MILS <i>SEE NOTES (15A) & (28A)</i>	ONE FULL COAT MIL-PRF- 23236, TYPE V OR VI, CLASS 5 OR 7, 4 - 8 MILS <i>SEE NOTES (15A), (28A), & (33A)</i>				
	22	POWER TOOL CLEAN TO BARE METAL, SSPC-SP 11 <i>SEE NOTE (6A)</i>	ONE COAT TT-P-645, F-84, 1-2 MILS SEE NOTES (28A) & (33A)	2 COATS MIL-PRF-24635, 5 - 8 MILS/COAT SEE NOTES (7A), (28A), & (33A)				
	23	POWER TOOL CLEAN TO BARE METAL, SSPC-SP 11 <i>SEE NOTE (6A)</i>	ONE COAT MIL-PRF-32584, TYPES I OR II, CLASS 2, 10 – 12 MILS SEE NOTE (30A)	ONE COAT MIL-PRF-32584, TYPES I OR II, CLASS 2, 10 – 12 MILS SEE NOTE (30A)				
DECKS WITH COVERINGS	24	POWER TOOL CLEAN TO BARE METAL, SSPC-SP 11 <i>SEE NOTE (6A)</i>	ONE COAT MIL-DTL-24441, TYPE IV, F-150, 2 - 4 MILS -OR- ONE COAT MIL- PRF-23236, TYPE V OR VI, CLASS 5 OR 7, 4 - 8 MILS SEE NOTES (6A), (15A), (28A) & (33A)					

TABLE 7 STEEL SURFACES SUBMARINES	LINE	A SURFACE PREPARATION	B PRIMER	C	D	E BULKHEADS AND OVERHEADS	F THERMAL INSULATION	G
	25	<i>POWER TOOL CLEAN TO BARE METAL, SSPC-SP 11</i> <i>SEE NOTE (6A)</i>	<i>ONE COAT MIL- PRF-23236, TYPE V OR VI, CLASS 5 OR 7, 4 - 8 MILS</i> <i>SEE NOTES (15A) & (28A)</i>					
ENSOLITE INSULATION (OVERCOAT)	26	DETERGENT WASH AND RINSE				2 COATS MIL-DTL- 24607, 1-2 MILS/COAT SEE NOTES (7A), (9A), (10A), (11A), (28A) & (33A)		
POLYIMIDE INSULATION (OVERCOAT)	27	<i>DETERGENT WASH AND RINSE</i>				<i>2 COATS MIL-DTL- 24607, 1-2 MILS/COAT</i> <i>SEE NOTES (7A), (9A), (10A), (11A), (28A) & (33A)</i>		
	28	<i>DETERGENT WASH AND RINSE</i>				2 COATS MIL-PRF- 24596, 1-2 MILS/COAT -OR- 2 COATS F-25A, 1-2 MILS/COAT SEE NOTES (28A) & (33A)		
DRY VOIDS	29	<i>POWER TOOL CLEAN TO BARE METAL, SSPC-SP 11</i> <i>SEE NOTE (6A)</i>	<i>ONE COAT MIL- PRF-23236, TYPE V OR VI, CLASS 5 OR 7, 4 - 8 MILS</i> <i>SEE NOTES (15A) & (28A)</i>	<i>ONE FULL COAT MIL-PRF- 23236, TYPE V OR VI, CLASS 5 OR 7, 4 - 8 MILS</i> <i>SEE NOTES (15A), (28A), & (33A)</i>				
	30	<i>POWER TOOL CLEAN TO BARE METAL, SSPC-SP 11</i> <i>SEE NOTE (6A)</i>	<i>ONE COAT MIL-DTL-2444I, TYPE IV, 2-4 MILS</i> <i>SEE NOTES (7A), (15A), (25A), (28A), & (33A)</i>	<i>ONE COAT MIL-DTL-2444I, TYPE IV, 2-4 MILS</i> <i>SEE NOTES (7A), (15A), (28A), & (33A)</i>				

TABLE 8 STEEL SURFACES SUBMARINES	LINE	A SURFACE PREPARATION	B PRIMER	C	D	E	F	G TOTAL
POTABLE WATER TANKS SEE NOTES (29A), (31A) & (34A)	1	NEAR WHITE METAL BLAST, NACE 2/SSPC-SP 10	ONE COAT MIL-PRF-23236, TYPE VII, CLASS 9, 4 - 8 MILS SEE NOTES (15A), (39A), (5A), & (37A)		ONE COAT MIL-PRF-23236, TYPE VII, CLASS 9, 10-12 MILS WHITE OR OFF- WHITE SEE NOTES (15A), (39A), & (37A)			
	2	<i>NEAR WHITE METAL BLAST, NACE 2/SSPC-SP 10</i>	"SINGLE COAT" ONE COAT MIL-PRF-23236 TYPE VII CLASS 9/18, 20-30 MILS WHITE OR OFF- WHITE SEE NOTES (15A), (39A), (5A), (37A), & (40A)					
	3	<i>NEAR WHITE METAL BLAST, NACE 2/SSPC-SP 10</i>	ONE COAT MIL-DTL-24441, TYPE III, F-150, 2 - 4 MILS SEE NOTES (15A) & (21A)	ONE STRIPE COAT MIL- DTL-24441, TYPE III, 2 - 4 MILS SEE NOTES (15A), & (21A)	ONE COAT MIL-DTL- 24441, TYPE III, 2 - 4 MILS SEE NOTES (15A) & (21A)	ONE STRIPE COAT MIL- DTL-24441, TYPE III, 2-4 MILS SEE NOTES (15A) & (21A)	ONE COAT MIL-DTL- 24441, TYPE III, F-152, 2-4 MILS DFT AT ADEQUATE THICKNESS TO MEET COATING RANGE SEE NOTES (15A), (21A), & (27A)	TOTAL SYSTEM 8 -12 MILS (ON AREAS WITHOUT STRIPE COAT) SEE NOTE (22A)
RESERVE FEEDWATER TANKS SEE NOTES (29A), (31A) & (34A)	4	<i>NEAR WHITE METAL BLAST, NACE 2/SSPC-SP 10</i>	ONE COAT MIL-DTL-24441, TYPE III, F-150, 2 - 4 MILS SEE NOTES (15A) & (21A)	ONE STRIPE COAT MIL- DTL-24441 TYPE III F-152, 2 - 4 MILS SEE NOTES (15A) & (21A)	ONE COAT MIL-DTL- 24441, TYPE III F-151, 2 - 4 MILS SEE NOTES (15A) & (21A)	ONE STRIPE COAT MIL- DTL-24441, TYPE III, F-150, 2 - 4 MILS SEE NOTES (15A) & (21A)	ONE COAT MIL-DTL-24441 TYPE III F-152, 2 - 4 MILS SEE NOTES (15A) & (21A)	TOTAL SYSTEM 8 MILS MIN
AUXILIARY TANKS, ACR HOLDING TANKS (MTS), DEPTH CONTROL TANKS, NFO EXPANSION TANK, SEAWATER EXPANSION TANK, SECONDARY SHIELD WATER OVERFLOW TANK (MTS), TRIM TANKS, WATER ROUND TORPEDO (WRT) TANKS SEE NOTE (29A)	5	<i>NEAR WHITE METAL BLAST, NACE 2/SSPC-SP 10</i>	"SINGLE COAT" ONE COAT MIL-PRF-23236, TYPE VII, CLASS 7/18, 20-30 MILS SEE NOTES (15A), (16A), (40A), & (5A)					

TABLE 8 STEEL SURFACES SUBMARINES	LINE	A SURFACE PREPARATION	B PRIMER	C	D	E	F	G TOTAL
BILGE AND DRAIN COLLECTION TANKS SEE NOTES (25A) & (29A)	6	<i>NEAR WHITE METAL BLAST, NACE 2/SSPC-SP 10</i>	"SINGLE COAT" ONE COAT MIL-PRF-23236, TYPE VII, CLASS 5/18, 20-30 MILS SEE NOTES (15A), (40A), & (5A)					
BOW TANK, BOW SONAR TANK, SONAR DOME AREA STEEL STRUCTURE (INCLUDES SONAR SPHERE, ITS SUPPORT STRUCTURE, AND FORWARD SIDE OF MBT BULKHEAD) SEE NOTE (29A)	7	<i>NEAR WHITE METAL BLAST, NACE 2/SSPC-SP 10</i>	"SINGLE COAT" ONE COAT MIL-PRF-23236, TYPE VII, CLASS 7/18, 20-30 MILS SEE NOTES , (18A), (19A), (40A), & (5A)					
FUEL OIL OVERFLOW/COLLECTING TANK, FUEL OIL FILTER SUMP DRAIN TANK, DIESEL FUEL OIL TANK (MTS) SEE NOTE (29A)	8	<i>NEAR WHITE METAL BLAST, NACE 2/SSPC-SP 10</i>	ONE COAT MIL-DTL-24441, TYPE IV, F-150, 4 - 6 MILS SEE NOTE (19A)	ONE STRIPE COAT MIL- DTL-24441, TYPE IV, 4 - 6 MILS	ONE COAT MIL-DTL- 24441, TYPE IV, F-152 OR F-151, 4 - 6 MILS			
	9	<i>NEAR WHITE METAL BLAST, NACE 2/SSPC-SP 10</i>	ONE COAT MIL-PRF-23236 TYPE V OR VI, CLASS 5, 4 - 8 MILS SEE NOTES (19A), & (5A)	ONE STRIPE COAT MIL- PRF-23236 TYPE V OR VI, CLASS 5, 4 - 8 MILS	ONE COAT MIL-PRF-23236 TYPE V OR VI, CLASS 5, 4 - 8 MILS			
	9A	<i>NEAR WHITE METAL BLAST, NACE 2/SSPC-SP 10</i>	"SINGLE COAT" <i>ONE COAT MIL-PRF-23236, TYPE VII, CLASS 5/18, 20-30 MILS</i> <i>SEE NOTES (15A), (40A), & (5A)</i>					
MAIN BALLAST TANKS ABOVE RESIDUAL WATER LINE; HIGH PRESSURE AIR FLASKS IN MBT'S, EMBT AIR FLASKS IN MBT'S SEE NOTE (29A)	10	<i>NEAR WHITE METAL BLAST, NACE 2/SSPC-SP 10</i> SEE NOTE (23A)	"SINGLE COAT" ONE COAT MIL-PRF-23236, TYPE VII, CLASS 7/18, 20-30 MILS SEE NOTES (16A), (17A), (18A), (19A), (40A), & (5A)					

TABLE 8 STEEL SURFACES SUBMARINES	LINE	A SURFACE PREPARATION	B PRIMER	C	D	E	F	G TOTAL
MAIN BALLAST TANKS BELOW RESIDUAL WATER LINE SEE NOTE (29A)	11	<i>NEAR WHITE METAL BLAST, NACE 2/SSPC-SP 10</i>	"SINGLE COAT" <i>ONE COAT MIL-PRF-23236, TYPE VII, CLASS 7/18, 20-30 MILS</i> <i>SEE NOTES (16A), (17A), (18A), (19A), (40A), & (5A)</i>		ONE COAT MIL-PRF-24647 PRIMER, 1 – 2 MILS	2 COATS AF MIL-PRF- 24647 RED, 4-6 MILS, FROM BOTTOM CENTERLINE TO APPROXIMATELY 2' VERTICALLY ABOVE HEIGHT OF HIGHEST FLOOD LOUVER SEE NOTES (4A) & (26A)		
MAIN INDUCTION SUMP TANK, MISSILE COMPENSATING TANKS SEE NOTE (29A)	12	<i>NEAR WHITE METAL BLAST, NACE 2/SSPC-SP 10</i>	"SINGLE COAT" ONE COAT MIL-PRF-23236, TYPE VII, CLASS 7/18, 20-30 MILS SEE NOTES (15A), (40A), & (5A)					
TORPEDO IMPULSE TANKS SEE NOTE (29A)	13	<i>NEAR WHITE METAL BLAST, NACE 2/SSPC-SP 10</i>	ONE COAT MIL-DTL-24441, TYPE IV, F-150, 4-6 MILS SEE NOTES (15A) & (17A),	ONE STRIPE COAT MIL- DTL-24441, TYPE IV, 4-6 MILS SEE NOTES (15A) & (17A)	ONE COAT MIL-DTL- 24441, TYPE IV, F-152 OR F-151, 4-6 MILS SEE NOTES (15A) & (17A)			
	14	<i>NEAR WHITE METAL BLAST, NACE 2/SSPC-SP 10</i>	ONE COAT MIL-PRF-23236, TYPE V OR VI, CLASS 7, GRADE B OR C, 4 - 8 MILS SEE NOTES (15A), (17A), & (5A)	ONE STRIPE COAT MIL- PRF-23236, TYPE V OR VI, CLASS 7, GRADE B OR C, 4 - 8 MILS SEE NOTES (15A) & (17A)	ONE COAT MIL-PRF-23236, TYPE V OR VI, CLASS 7, GRADE B OR C, 4 - 8 MILS SEE NOTES (15A) & (17A)			
TORPEDO IMPULSE TANKS (SSBN/SSGN ONLY) SEE NOTE (29A)	15	<i>NEAR WHITE METAL BLAST, NACE 2/SSPC-SP 10</i>	"SINGLE COAT" ONE COAT MIL-PRF-23236, TYPE VII, CLASS 7/18, 20-30 MILS SEE NOTES (15A), (17A), (19A), (40A), & (5A)					
SANITARY TANKS SEE NOTE (29A)	16	<i>NEAR WHITE METAL BLAST, NACE 2/SSPC-SP 10</i>	ONE COAT MIL-PRF-23236, TYPE VII, CLASS 13, 4 - 8 MILS SEE NOTES (15A) & (5A)		ONE COAT MIL-PRF-23236, TYPE VII, CLASS 13, 10-12 MILS SEE NOTE (15A)			

TABLE 8 STEEL SURFACES SUBMARINES	LINE	A SURFACE PREPARATION	B PRIMER	C	D	E	F	G TOTAL
	17	<i>NEAR WHITE METAL BLAST, NACE 2/SSPC-SP 10</i>	"SINGLE COAT" ONE COAT MIL-PRF-23236, TYPE VII, CLASS 13/18, 20- 30 MILS SEE NOTES (15A), (40A), & (5A)					
STEAM PLANT SURGE TANKS (MTS) SEE NOTE (29A)	18	<i>NEAR WHITE METAL BLAST, NACE 2/SSPC-SP 10</i>	ONE COAT OF APEXIOR NO. 1 (DAMPNEY CO.), 2 - 4 MILS SEE NOTE (47A)	ONE COAT OF APEXIOR NO. 1 (DAMPNEY CO.), 2 - 4 MILS SEE NOTE (47A)				
WASTE OIL COLLECTING TANKS, WASTE OIL OVERFLOW TANKS, ENGINE ROOM OIL COLLECTION TANKS SEE NOTE (29A)	19	<i>NEAR WHITE METAL BLAST, NACE 2/SSPC-SP 10</i>	ONE COAT MIL-PRF-23236, TYPE VII, CLASS 5, 4 - 8 MILS SEE NOTES (15A), & (5A)		ONE COAT MIL-PRF-23236, TYPE VII, CLASS 5, 10 - 12 MILS SEE NOTE (15A)			
	20	<i>NEAR WHITE METAL BLAST, NACE 2/SSPC-SP 10</i>	"SINGLE COAT" ONE COAT MIL-PRF-23236, TYPE VII, CLASS 5/18, 20-30 MILS SEE NOTES (15A), (40A), & (5A)					

[illegible]

[illegible]

TABLE 8 STEEL SURFACES SUBMARINES	LINE	A SURFACE PREPARATION	B PRIMER	C	D	E	F	G TOTAL
	25	NEAR WHITE METAL BLAST, NACE 2/SSPC-SP 10	ONE COAT MIL-PRF-23236, TYPE V OR VI, CLASS 5 OR 7, 4 - 8 MILS -OR- ONE COAT MIL-DTL-24441 TYPE IV, F-150, 4 - 6 MILS -OR- ONE AC COAT MIL-PRF- 24647, TYPE I OR II, 4-6 MILS SEE NOTES (1A), (16A), & (5A)	ONE STRIPE COAT MIL- PRF-23236, TYPE V OR VI, CLASS 5 OR 7, 4 - 8 MILS -OR- ONE STRIPE COAT MIL- DTL-24441 TYPE IV, F-151 OR F-152, 4-6 MILS -OR- ONE AC STRIPE COAT MIL-PRF-24647, TYPE I OR II, 4-6 MILS	ONE COAT MIL-PRF-23236, TYPE V OR VI, CLASS 5 OR 7, 4 - 8 MILS -OR- ONE COAT MIL-DTL-24441 TYPE IV, F-151 OR F-152, 4- 6 MILS -OR- ONE AC COAT MIL-PRF- 24647, TYPE I OR II, 4-6 MILS SEE NOTE (4A)	ONE COAT MIL-PRF-24647 PRIMER, 1 – 2 MILS	2 AF COATS MIL-PRF- 24647, TYPE I OR II, 4 – 6 MILS/COAT	
ALL OTHER FREE FLOOD AREAS, RECESSES ABOVE UPPER BOOTTOP (APPLIES TO FREE FLOOD AREAS, RECESSES, AND VOIDS NOT LISTED ELSEWHERE IN THIS TABLE) SEE NOTE (29A)	26	NEAR WHITE METAL BLAST, NACE 2/SSPC-SP 10	"SINGLE COAT" ONE COAT MIL-PRF-23236, TYPE VII, CLASS 7/18, 20-30 MILS SEE NOTES (1A), (16A), (26A), (32A) & (40A)					
	27	NEAR WHITE METAL BLAST, NACE 2/SSPC-SP 10	ONE COAT MIL-PRF-23236, TYPE VII, CLASS 7, 4 – 8 MILS SEE NOTES (1A), (16A), & (36A)		ONE COAT MIL-PRF-23236, TYPE VII, CLASS 7, 10 – 12 MILS SEE NOTES (32A) & (36A)			
	28	NEAR WHITE METAL BLAST, NACE 2/SSPC-SP 10	ONE COAT MIL-PRF-23236, TYPE V OR VI, CLASS 5 OR 7, 4 - 8 MILS -OR- ONE COAT MIL-DTL-24441 TYPE IV, F-150, 4 - 6 MILS -OR- ONE AC COAT MIL-PRF- 24647, TYPE I OR II, 4-6 MILS SEE NOTES (1A) & (16A)	ONE STRIPE COAT MIL- PRF-23236, TYPE V OR VI, CLASS 5 OR 7, 4 - 8 MILS -OR- ONE STRIPE COAT MIL- DTL-24441 TYPE IV, F-151 OR F-152, 4-6 MILS -OR- ONE AC STRIPE COAT MIL-PRF-24647, TYPE I OR II, 4-6 MILS	ONE COAT MIL-PRF-23236, TYPE V OR VI, CLASS 5 OR 7, 4 - 8 MILS -OR- ONE COAT MIL-DTL-24441 TYPE IV, F-151 OR F-152, 4- 6 MILS -OR- ONE AC COAT MIL-PRF- 24647, TYPE I OR II, 4-6 MILS SEE NOTE (32A)			
CLEAN FUEL OIL, HYDRAULIC OIL, LUBE OIL SLUDGE, & HYDROPHONE TANKS	29	POWER TOOL CLEAN, SSPC-SP 3	ONE COAT MIL-DTL-24441, TYPE IV, F-150, 4-6 MILS SEE NOTE (15A)	MIL-DTL-24441, TYPE IV, F-152 OR F-151, 4-6 MILS SEE NOTE (15A)				

TABLE 8 STEEL SURFACES SUBMARINES	LINE	A SURFACE PREPARATION	B PRIMER	C	D	E	F	G TOTAL
SEE NOTES (29A) & (20A)	30	COMMERCIAL BLAST, NACE 3/SSPC-SP 6 OR POWER TOOL CLEAN TO BARE METAL SSPC-SP 11						
NORMAL FUEL OIL (688 AND 726 CLASS: FROM BASELINE TO 4 FEET ABOVE BASELINE, 774 CLASS: FROM BASELINE TO 9 FEET ABOVE BASELINE) SEE NOTE (29A) & (20A)	31	COMMERCIAL BLAST, NACE 3/SSPC-SP 6 OR POWER TOOL CLEAN TO BARE METAL SSPC-SP 11						
	32	NEAR WHITE METAL BLAST, NACE 2/SSPC-SP 10 SEE NOTE (14A)	ONE COAT MIL-DTL-24441, TYPE IV, F-150, 4 - 6 MILS SEE NOTE (15A)	ONE STRIPE COAT MIL- DTL-24441, TYPE IV, 4 - 6 MILS SEE NOTE (15A)	ONE COAT MIL-DTL- 24441, TYPE IV, F-152 OR F-151, 4 - 6 MILS SEE NOTE (15A)			
TANK MANHOLE COVERS SEE NOTE (29A)	33	NEAR WHITE METAL BLAST, NACE 2/SSPC-SP 10	ONE COAT MIL-PRF-23236, TYPE VIII, 5-9 MILS --OR-- USE APPROVED COATING SYSTEM SPECIFIED FOR TANK OR FREEFLOOD SEE NOTES (15A), (21A), (31A), & (41A)					
FREEFLOOD ACCESS COVERS SEE NOTE (29A)	34	NEAR WHITE METAL BLAST, NACE 2/SSPC-SP 10	2 COATS AC MIL-PRF-24647, TYPE I OR II, 4-6 MILS/COAT SEE NOTE (32A)			2 AF COATS MIL-PRF- 24647, TYPE I OR II, 4-6 MILS/COAT SEE NOTES (2A), (3A), (4A), (7A), & (32A)		
	35	NEAR WHITE METAL BLAST, NACE 2/SSPC-SP 10	2 COATS MIL- PRF-23236, TYPE V OR VI CLASS 5 OR 7, 4 - 8 MILS/COAT SEE NOTE (32A)			2 AF COATS MIL-PRF- 24647, TYPE I OR II, 4-6 MILS/COAT SEE NOTES (2A), (3A), (4A), (7A), & (32A)		
	36	NEAR WHITE METAL BLAST, NACE 2/SSPC-SP 10	ONE COAT MIL-DTL-24441, TYPE IV, F-150, 4-6 MILS --- & --- ONE COAT MIL-DTL-24441, TYPE IV, F-151 OR F-152, 4-6 MILS SEE NOTE (32A)			2 AF COATS MIL-PRF- 24647, TYPE I OR II, 4-6 MILS/COAT SEE NOTES (2A), (3A), (4A), (7A), & (32A)		

TABLE 8 STEEL SURFACES	LINE	A SURFACE PREPARATION	B PRIMER	C	D	E	F	G TOTAL
SUBMARINES								
WSQ-9 RECESS AND ASSOCIATED OUTBOARD TRANSDUCER ARRAY ASSEMBLY FOUNDATION SEE NOTE (29A)	37	<i>NEAR WHITE METAL BLAST, NACE 2/SSPC-SP 10</i>	"SINGLE COAT" ONE COAT MIL-PRF-23236, TYPE VII, CLASS 7/18, 20 – 30 MILS SEE NOTES (1A), (5A), (32A), (40A) & (48A)	ONE COAT MIL-PRF-24647 PRIMER, 1-2 MILS ---OR--- ONE COAT MIL-PRF-24441 TYPE IV, F150, 1-2 MILS SEE NOTES (1A), (4A), AND (45A)		2 AF COATS COMMERCIAL GRADE WHITE AF, 2 – 4 MILS/ COAT		